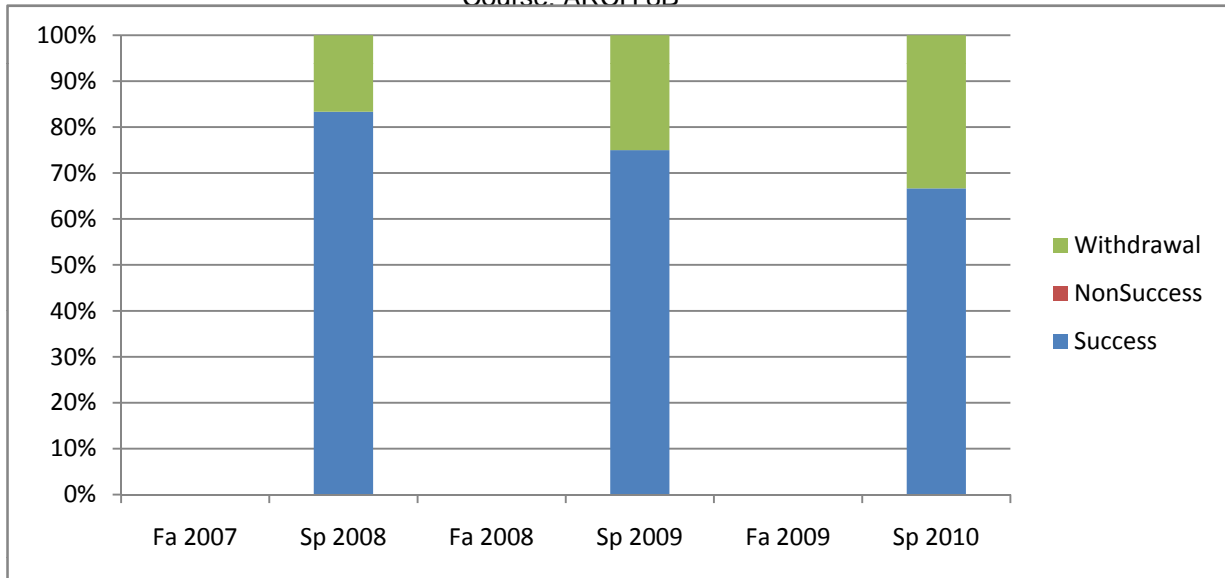
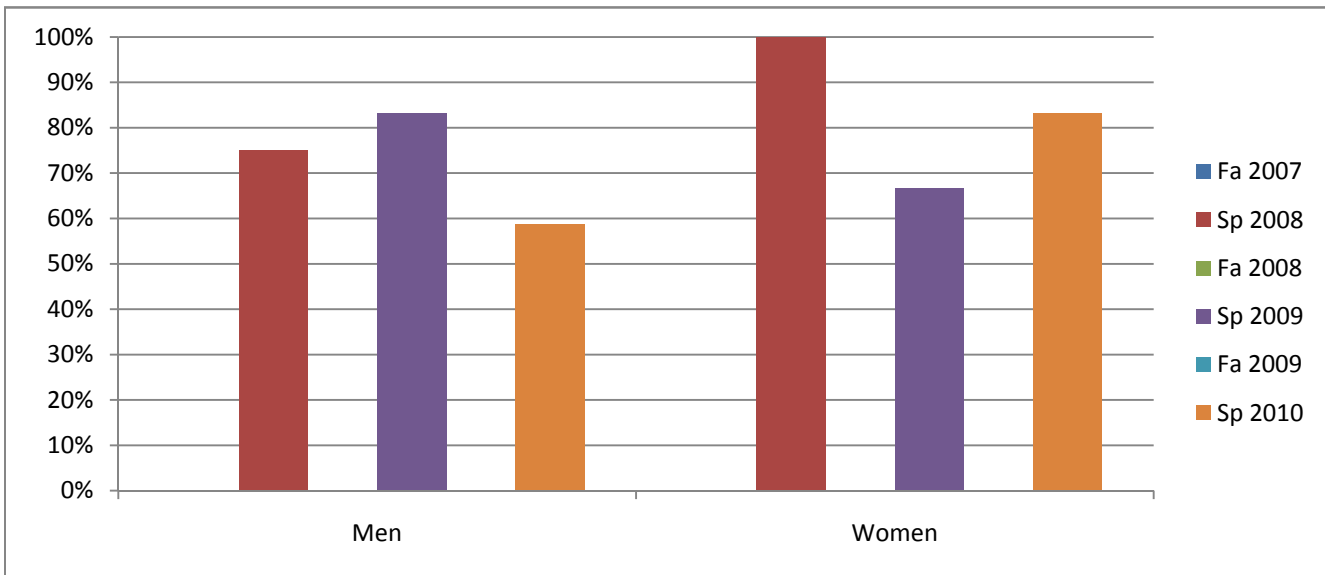


Chabot  
Success, Non-Success, and Withdrawal Rates By Semester  
Course: ARCH 8B



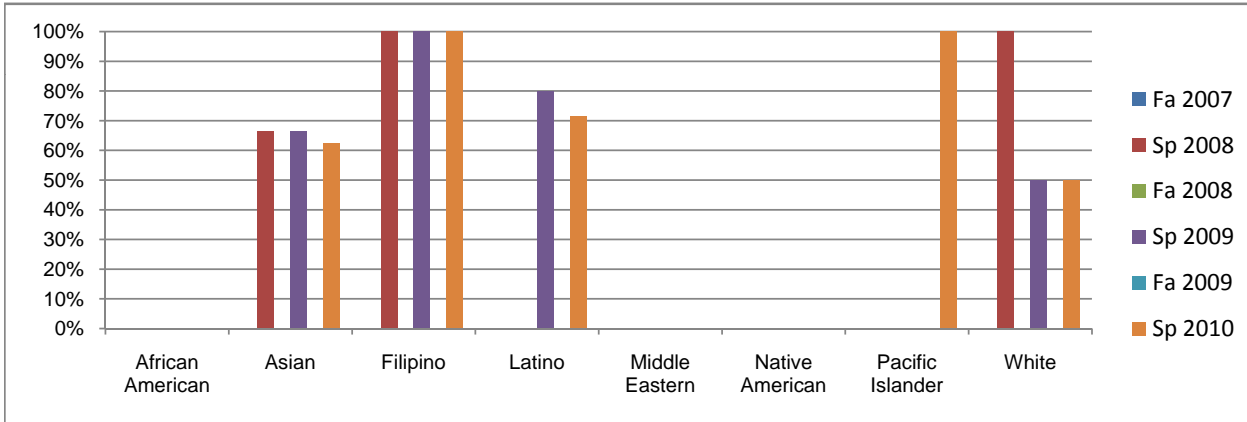
	Fa 2007	Sp 2008	Fa 2008	Sp 2009	Fa 2009	Sp 2010
Success	0%	83%	0%	75%	0%	67%
Non-Success	0%	0%	0%	0%	0%	0%
Withdrawal	0%	17%	0%	25%	0%	33%
Total Percent	0%	100%	0%	100%	0%	100%
Total Enrolled	<b>0</b>	<b>12</b>	<b>0</b>	<b>12</b>	<b>0</b>	<b>24</b>

Chabot  
Success Rates By Gender and Semester  
Course: ARCH 8B



	Fa 2007	Sp 2008	Fa 2008	Sp 2009	Fa 2009	Sp 2010
<b>Men</b>						
Success	0%	75%	0%	83%	0%	59%
Non-Success	0%	0%	0%	0%	0%	0%
Withdrawal	0%	25%	0%	17%	0%	41%
Total Percent	0%	100%	0%	100%	0%	100%
Total Enrolled	0	8	0	6	0	17
<b>Women</b>						
Success	0%	100%	0%	67%	0%	83%
Non-Success	0%	0%	0%	0%	0%	0%
Withdrawal	0%	0%	0%	33%	0%	17%
Total Percent	0%	100%	0%	100%	0%	100%
Total Enrolled	0	4	0	6	0	6

Chabot  
Success Rates By Ethnicity and Semester  
Course: ARCH 8B



	Fa 2007	Sp 2008	Fa 2008	Sp 2009	Fa 2009	Sp 2010
<b>African American</b>						
Success	0%	0%	0%	0%	0%	0%
Non-Success	0%	0%	0%	0%	0%	0%
Withdrawal	0%	0%	0%	0%	0%	100%
Total Percent	0%	0%	0%	0%	0%	100%
Total Enrolled	0	0	0	0	0	2
<b>Asian</b>						
Success	0%	67%	0%	67%	0%	63%
Non-Success	0%	0%	0%	0%	0%	0%
Withdrawal	0%	33%	0%	33%	0%	38%
Total Percent	0%	100%	0%	100%	0%	100%
Total Enrolled	0	6	0	3	0	8
<b>Filipino</b>						
Success	0%	100%	0%	100%	0%	100%
Non-Success	0%	0%	0%	0%	0%	0%
Withdrawal	0%	0%	0%	0%	0%	0%
Total Percent	0%	100%	0%	100%	0%	100%
Total Enrolled	0	3	0	2	0	1
<b>Latino</b>						
Success	0%	0%	0%	80%	0%	71%
Non-Success	0%	0%	0%	0%	0%	0%
Withdrawal	0%	0%	0%	20%	0%	29%
Total Percent	0%	0%	0%	100%	0%	100%
Total Enrolled	0	0	0	5	0	7
<b>Middle Eastern</b>						
Success	0%	0%	0%	0%	0%	0%
Non-Success	0%	0%	0%	0%	0%	0%
Withdrawal	0%	0%	0%	0%	0%	0%
Total Percent	0%	0%	0%	0%	0%	0%
Total Enrolled	0	0	0	0	0	0
<b>Native American</b>						
Success	0%	0%	0%	0%	0%	0%
Non-Success	0%	0%	0%	0%	0%	0%
Withdrawal	0%	0%	0%	0%	0%	0%
Total Percent	0%	0%	0%	0%	0%	0%
Total Enrolled	0	0	0	0	0	0
<b>Pacific Islander</b>						
Success	0%	0%	0%	0%	0%	100%
Non-Success	0%	0%	0%	0%	0%	0%
Withdrawal	0%	0%	0%	0%	0%	0%
Total Percent	0%	0%	0%	0%	0%	100%
Total Enrolled	0	0	0	0	0	2
<b>White</b>						
Success	0%	100%	0%	50%	0%	50%
Non-Success	0%	0%	0%	0%	0%	0%
Withdrawal	0%	0%	0%	50%	0%	50%
Total Percent	0%	100%	0%	100%	0%	100%
Total Enrolled	0	2	0	2	0	2