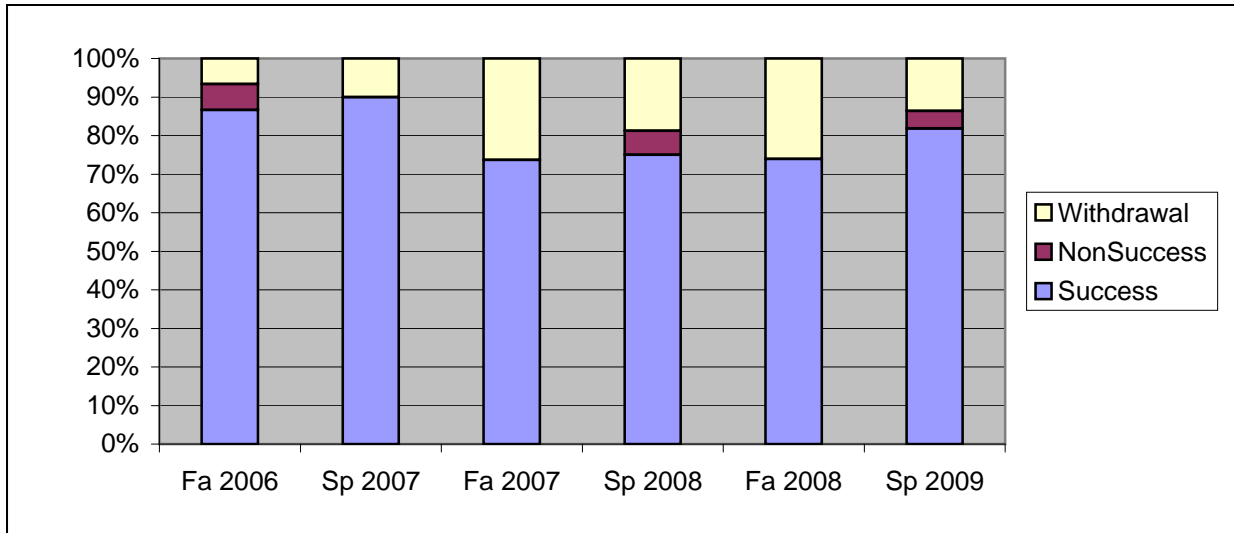
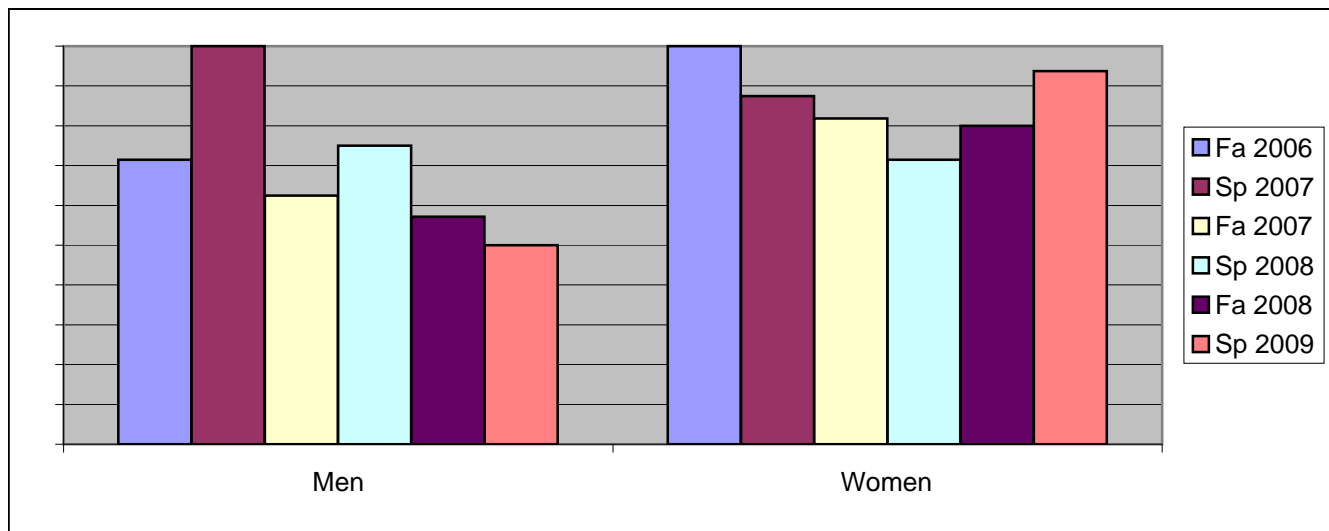


Chabot
Success, Non-Success, and Withdrawal Rates By Semester
Course: ART 7A



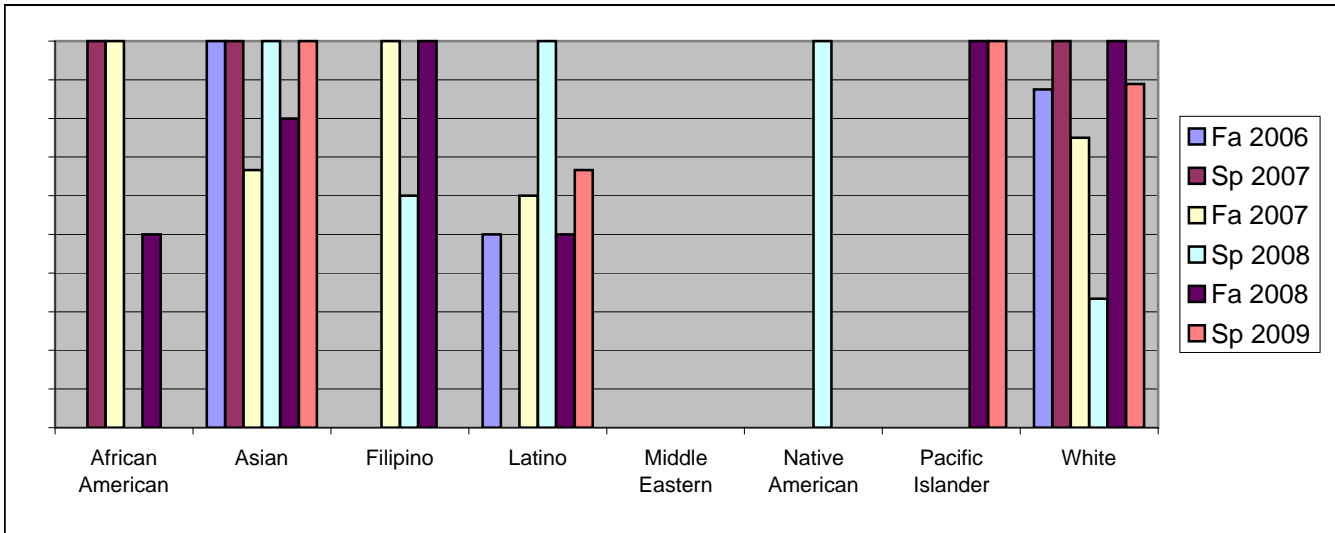
	Fa 2006	Sp 2007	Fa 2007	Sp 2008	Fa 2008	Sp 2009
Success	87%	90%	74%	75%	74%	82%
Non-Success	7%	0%	0%	6%	0%	5%
Withdrawal	7%	10%	26%	19%	26%	14%
Total Percent	100%	100%	100%	100%	100%	100%
Total Enrolled	15	10	19	16	23	22

Chabot
Success Rates By Gender and Semester
Course: ART 7A



	Fa 2006	Sp 2007	Fa 2007	Sp 2008	Fa 2008	Sp 2009
Men						
Success	71%	100%	63%	75%	57%	50%
Non-Success	14%	0%	0%	13%	0%	17%
Withdrawal	14%	0%	38%	13%	43%	33%
Total Percent	100%	100%	100%	100%	100%	100%
Total Enrolled	7	2	8	8	7	6
Women						
Success	100%	88%	82%	71%	80%	94%
Non-Success	0%	0%	0%	0%	0%	0%
Withdrawal	0%	13%	18%	29%	20%	6%
Total Percent	100%	100%	100%	100%	100%	100%
Total Enrolled	8	8	11	7	15	16

Chabot
Success Rates By Ethnicity and Semester
Course: ART 7A



	Fa 2006	Sp 2007	Fa 2007	Sp 2008	Fa 2008	Sp 2009
African American						
Success	0%	100%	100%	0%	50%	0%
Non-Success	0%	0%	0%	0%	0%	0%
Withdrawal	0%	0%	0%	0%	50%	0%
Total Percent	0%	100%	100%	0%	100%	0%
Total Enrolled	0	1	3	0	2	0
Asian						
Success	100%	100%	67%	100%	80%	100%
Non-Success	0%	0%	0%	0%	0%	0%
Withdrawal	0%	0%	33%	0%	20%	0%
Total Percent	100%	100%	100%	100%	100%	100%
Total Enrolled	4	2	3	5	5	2
Filipino						
Success	0%	0%	100%	60%	100%	0%
Non-Success	0%	0%	0%	0%	0%	0%
Withdrawal	0%	0%	0%	40%	0%	0%
Total Percent	0%	0%	100%	100%	100%	0%
Total Enrolled	0	0	1	5	1	0
Latino						
Success	50%	0%	60%	100%	50%	67%
Non-Success	50%	0%	0%	0%	0%	11%
Withdrawal	0%	100%	40%	0%	50%	22%
Total Percent	100%	100%	100%	100%	100%	100%
Total Enrolled	2	1	5	2	6	9
Middle Eastern						
Success	0%	0%	0%	0%	0%	0%
Non-Success	0%	0%	0%	0%	0%	0%
Withdrawal	0%	0%	0%	0%	0%	0%
Total Percent	0%	0%	0%	0%	0%	0%
Total Enrolled	0	0	0	0	0	0
Native American						
Success	0%	0%	0%	100%	0%	0%
Non-Success	0%	0%	0%	0%	0%	0%
Withdrawal	0%	0%	0%	0%	100%	0%

	Total Percent	0%	0%	0%	100%	100%	0%
	Total Enrolled	0	0	0	1	1	0
Pacific Islander							
	Success	0%	0%	0%	0%	100%	100%
	Non-Success	0%	0%	0%	0%	0%	0%
	Withdrawal	0%	0%	0%	0%	0%	0%
	Total Percent	0%	0%	0%	0%	100%	100%
	Total Enrolled	0	0	0	0	1	1
White							
	Success	88%	100%	75%	33%	100%	89%
	Non-Success	0%	0%	0%	33%	0%	0%
	Withdrawal	13%	0%	25%	33%	0%	11%
	Total Percent	100%	100%	100%	100%	100%	100%
	Total Enrolled	8	5	4	3	5	9