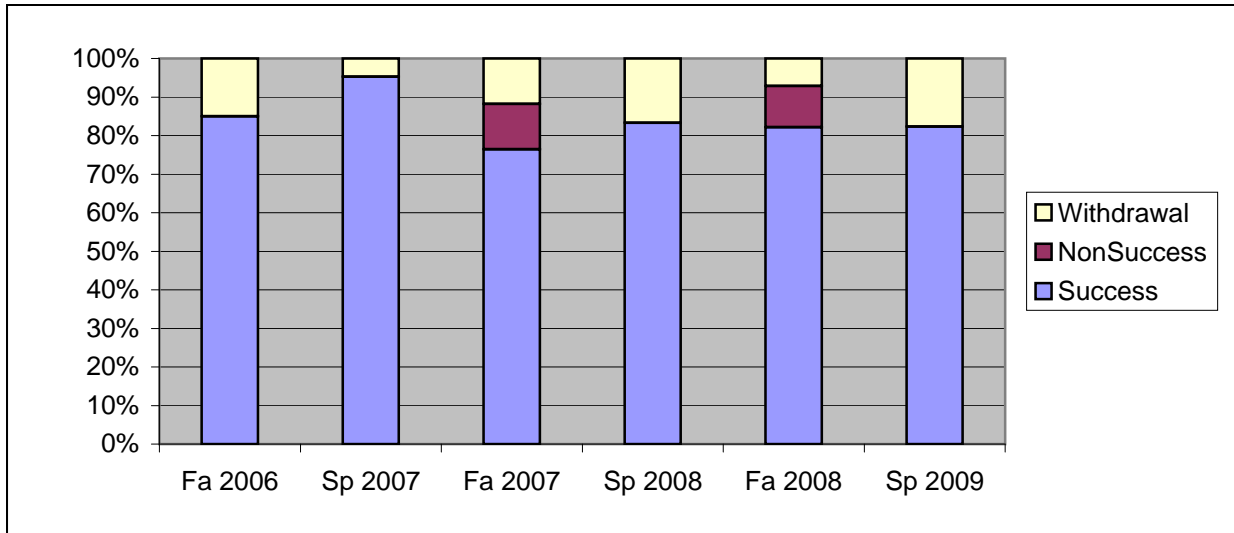
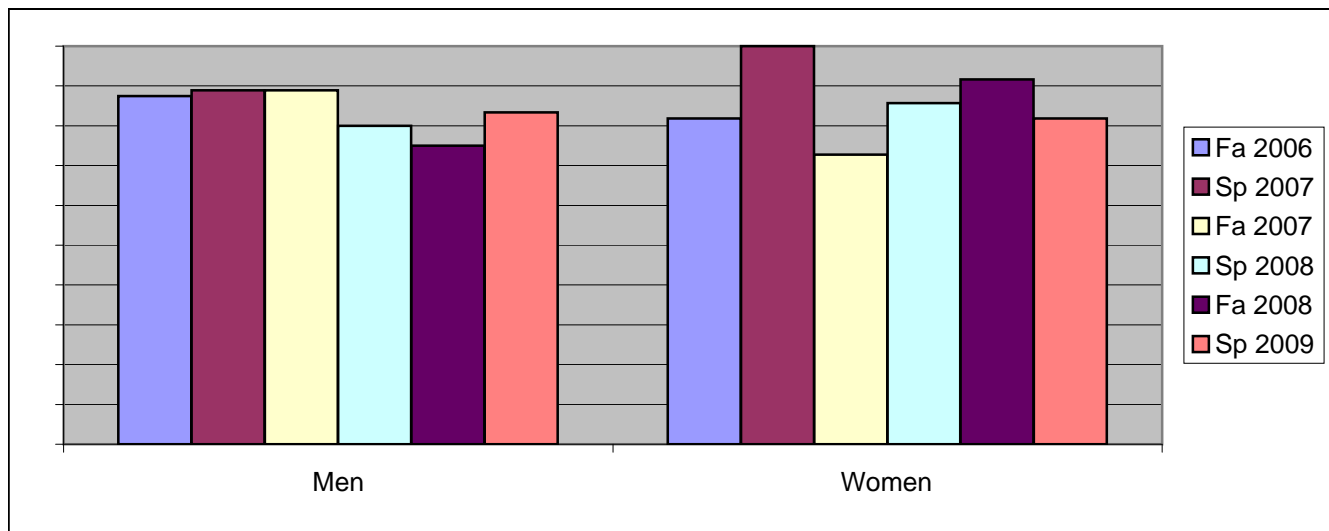


Chabot
Success, Non-Success, and Withdrawal Rates By Semester
Course: ART 17



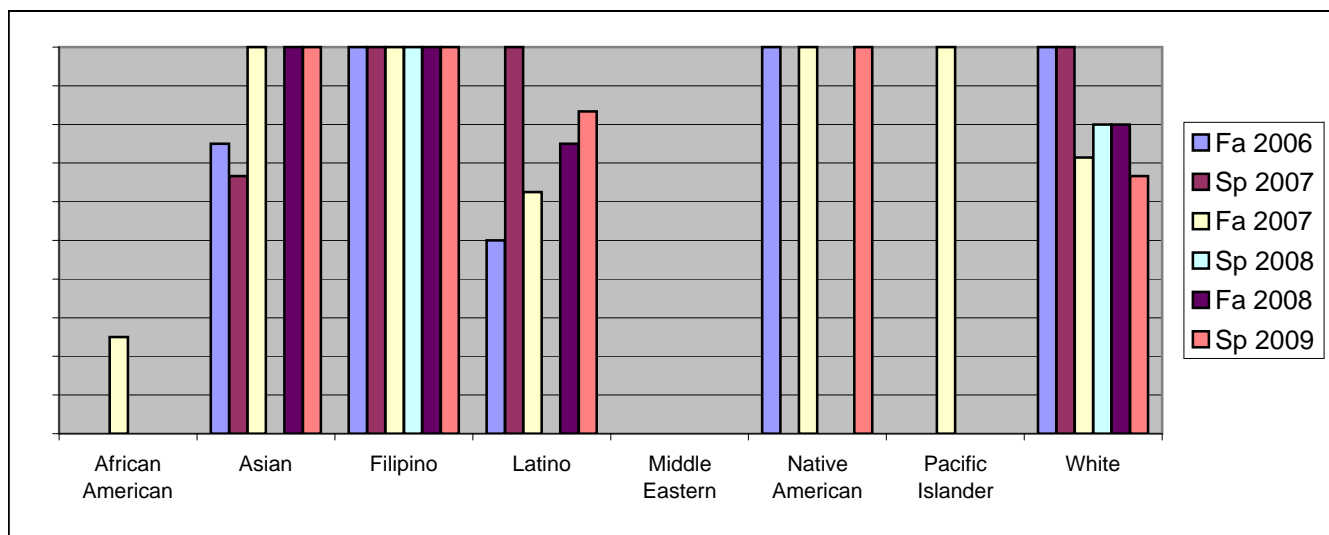
	Fa 2006	Sp 2007	Fa 2007	Sp 2008	Fa 2008	Sp 2009
Success	85%	95%	76%	83%	82%	82%
Non-Success	0%	0%	12%	0%	11%	0%
Withdrawal	15%	5%	12%	17%	7%	18%
Total Percent	100%	100%	100%	100%	100%	100%
Total Enrolled	20	21	34	12	28	17

Chabot
Success Rates By Gender and Semester
Course: ART 17



	Fa 2006	Sp 2007	Fa 2007	Sp 2008	Fa 2008	Sp 2009
Men						
Success	88%	89%	89%	80%	75%	83%
Non-Success	0%	0%	11%	0%	13%	0%
Withdrawal	13%	11%	0%	20%	13%	17%
Total Percent	100%	100%	100%	100%	100%	100%
Total Enrolled	8	9	9	5	16	6
Women						
Success	82%	100%	73%	86%	92%	82%
Non-Success	0%	0%	9%	0%	8%	0%
Withdrawal	18%	0%	18%	14%	0%	18%
Total Percent	100%	100%	100%	100%	100%	100%
Total Enrolled	11	11	22	7	12	11

Chabot
Success Rates By Ethnicity and Semester
Course: ART 17



	Fa 2006	Sp 2007	Fa 2007	Sp 2008	Fa 2008	Sp 2009
African American						
Success	0%	0%	25%	0%	0%	0%
Non-Success	0%	0%	25%	0%	0%	0%
Withdrawal	0%	0%	50%	0%	0%	0%
Total Percent	0%	0%	100%	0%	0%	0%
Total Enrolled	0	0	4	0	0	0
Asian						
Success	75%	67%	100%	0%	100%	100%
Non-Success	0%	0%	0%	0%	0%	0%
Withdrawal	25%	33%	0%	0%	0%	0%
Total Percent	100%	100%	100%	0%	100%	100%
Total Enrolled	4	3	4	0	8	1
Filipino						
Success	100%	100%	100%	100%	100%	100%
Non-Success	0%	0%	0%	0%	0%	0%
Withdrawal	0%	0%	0%	0%	0%	0%
Total Percent	100%	100%	100%	100%	100%	100%
Total Enrolled	2	4	4	1	1	3
Latino						
Success	50%	100%	63%	0%	75%	83%
Non-Success	0%	0%	25%	0%	17%	0%
Withdrawal	50%	0%	13%	0%	8%	17%
Total Percent	100%	100%	100%	0%	100%	100%
Total Enrolled	4	7	8	0	12	6
Middle Eastern						
Success	0%	0%	0%	0%	0%	0%
Non-Success	0%	0%	0%	0%	0%	0%
Withdrawal	0%	0%	0%	0%	0%	0%
Total Percent	0%	0%	0%	0%	0%	0%
Total Enrolled	0	0	0	0	0	0
Native American						
Success	100%	0%	100%	0%	0%	100%
Non-Success	0%	0%	0%	0%	0%	0%
Withdrawal	0%	0%	0%	0%	0%	0%

	Total Percent	100%	0%	100%	0%	0%	100%
	Total Enrolled	1	0	1	0	0	1
Pacific Islander							
	Success	0%	0%	100%	0%	0%	0%
	Non-Success	0%	0%	0%	0%	0%	0%
	Withdrawal	0%	0%	0%	0%	0%	0%
	Total Percent	0%	0%	100%	0%	0%	0%
	Total Enrolled	0	0	1	0	0	0
White							
	Success	100%	100%	71%	80%	80%	67%
	Non-Success	0%	0%	14%	0%	0%	0%
	Withdrawal	0%	0%	14%	20%	20%	33%
	Total Percent	100%	100%	100%	100%	100%	100%
	Total Enrolled	4	3	7	10	5	3