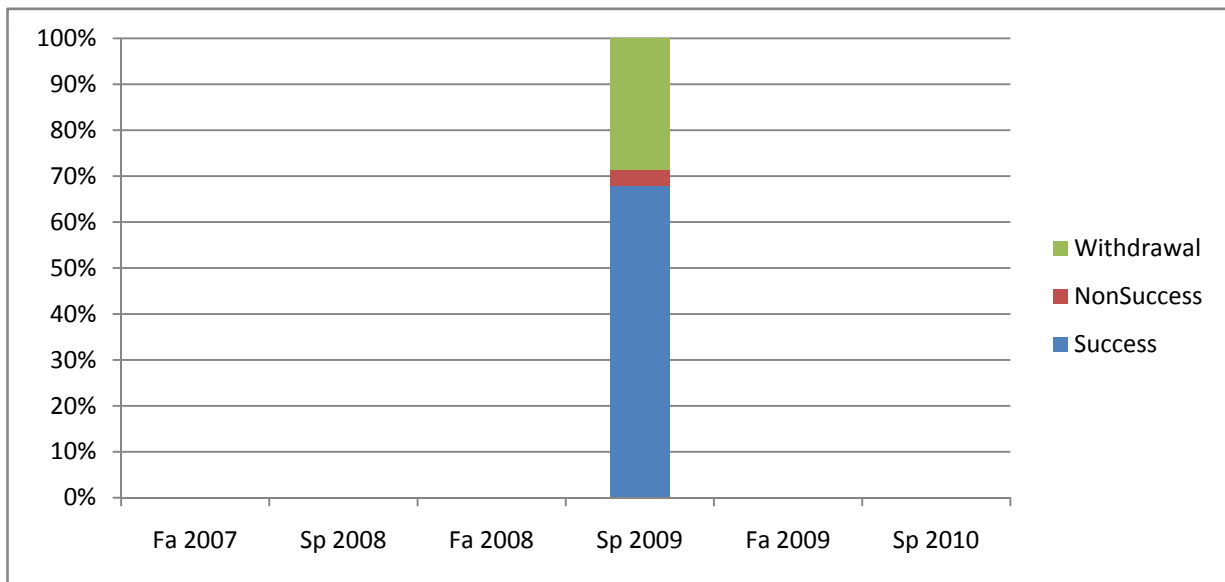
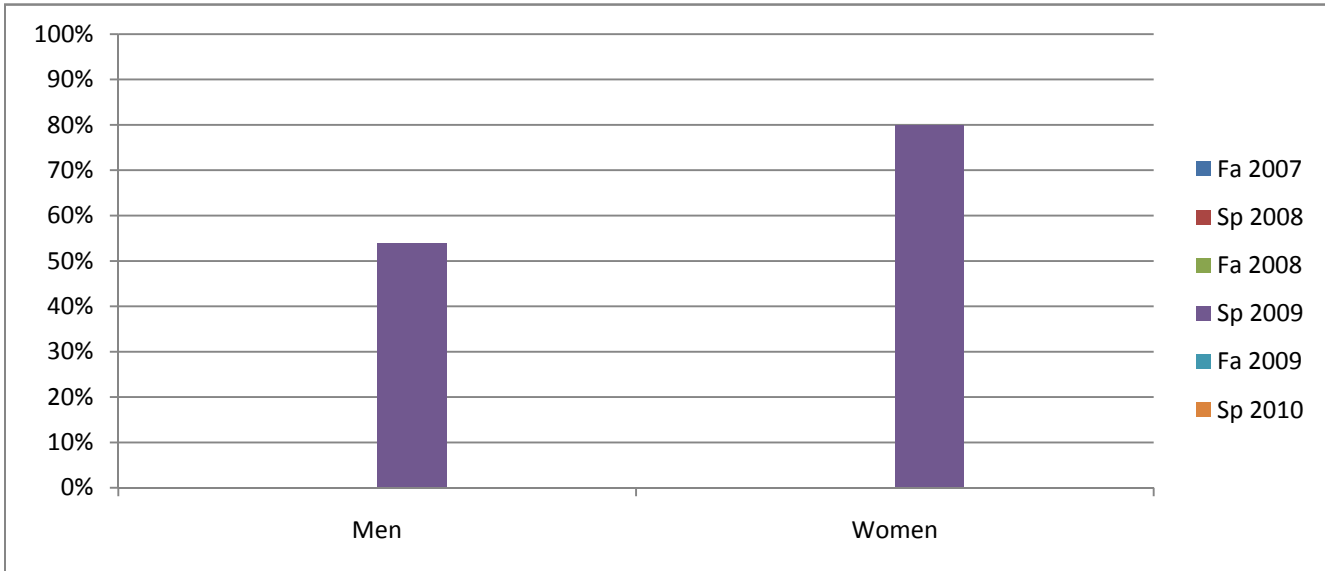


Chabot  
Success, Non-Success, and Withdrawal Rates By Semester  
Course: ART 48



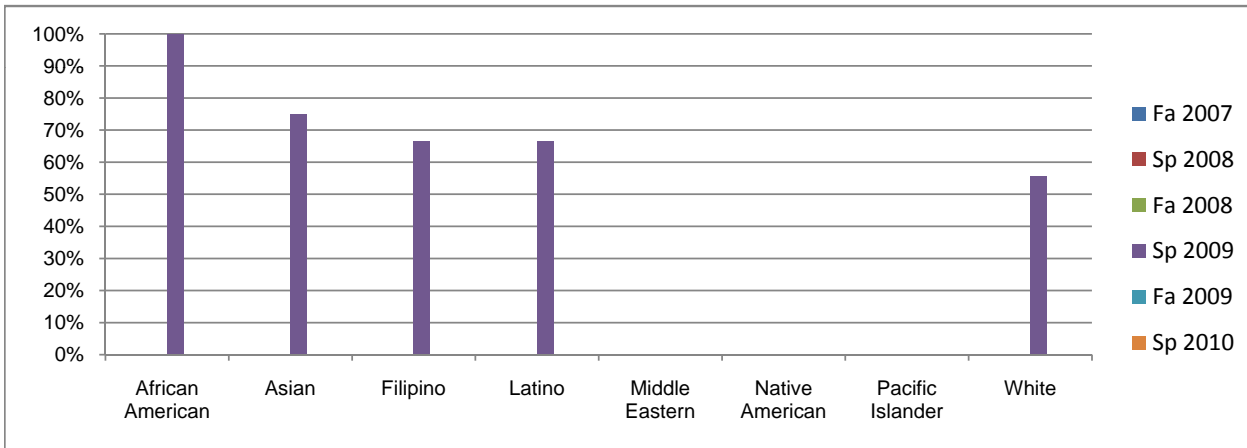
	Fa 2007	Sp 2008	Fa 2008	Sp 2009	Fa 2009	Sp 2010
Success	0%	0%	0%	68%	0%	0%
Non-Success	0%	0%	0%	4%	0%	0%
Withdrawal	0%	0%	0%	29%	0%	0%
Total Percent	0%	0%	0%	100%	0%	0%
Total Enrolled	0	0	0	28	0	0

Chabot  
Success Rates By Gender and Semester  
Course: ART 48



	Fa 2007	Sp 2008	Fa 2008	Sp 2009	Fa 2009	Sp 2010
<b>Men</b>						
Success	0%	0%	0%	54%	0%	0%
Non-Success	0%	0%	0%	8%	0%	0%
Withdrawal	0%	0%	0%	38%	0%	0%
Total Percent	0%	0%	0%	100%	0%	0%
Total Enrolled	0	0	0	13	0	0
<b>Women</b>						
Success	0%	0%	0%	80%	0%	0%
Non-Success	0%	0%	0%	0%	0%	0%
Withdrawal	0%	0%	0%	20%	0%	0%
Total Percent	0%	0%	0%	100%	0%	0%
Total Enrolled	0	0	0	15	0	0

Chabot  
Success Rates By Ethnicity and Semester  
Course: ART 48



		Fa 2007	Sp 2008	Fa 2008	Sp 2009	Fa 2009	Sp 2010
<b>African American</b>							
	Success	0%	0%	0%	100%	0%	0%
	Non-Success	0%	0%	0%	0%	0%	0%
	Withdrawal	0%	0%	0%	0%	0%	0%
	Total Percent	0%	0%	0%	100%	0%	0%
	Total Enrolled	0	0	0	2	0	0
<b>Asian</b>							
	Success	0%	0%	0%	75%	0%	0%
	Non-Success	0%	0%	0%	0%	0%	0%
	Withdrawal	0%	0%	0%	25%	0%	0%
	Total Percent	0%	0%	0%	100%	0%	0%
	Total Enrolled	0	0	0	4	0	0
<b>Filipino</b>							
	Success	0%	0%	0%	67%	0%	0%
	Non-Success	0%	0%	0%	33%	0%	0%
	Withdrawal	0%	0%	0%	0%	0%	0%
	Total Percent	0%	0%	0%	100%	0%	0%
	Total Enrolled	0	0	0	3	0	0
<b>Latino</b>							
	Success	0%	0%	0%	67%	0%	0%
	Non-Success	0%	0%	0%	0%	0%	0%
	Withdrawal	0%	0%	0%	33%	0%	0%
	Total Percent	0%	0%	0%	100%	0%	0%
	Total Enrolled	0	0	0	6	0	0
<b>Middle Eastern</b>							
	Success	0%	0%	0%	0%	0%	0%
	Non-Success	0%	0%	0%	0%	0%	0%
	Withdrawal	0%	0%	0%	0%	0%	0%
	Total Percent	0%	0%	0%	0%	0%	0%
	Total Enrolled	0	0	0	0	0	0
<b>Native American</b>							
	Success	0%	0%	0%	0%	0%	0%
	Non-Success	0%	0%	0%	0%	0%	0%
	Withdrawal	0%	0%	0%	0%	0%	0%
	Total Percent	0%	0%	0%	0%	0%	0%
	Total Enrolled	0	0	0	0	0	0
<b>Pacific Islander</b>							
	Success	0%	0%	0%	0%	0%	0%
	Non-Success	0%	0%	0%	0%	0%	0%
	Withdrawal	0%	0%	0%	0%	0%	0%
	Total Percent	0%	0%	0%	0%	0%	0%
	Total Enrolled	0	0	0	0	0	0
<b>White</b>							
	Success	0%	0%	0%	56%	0%	0%
	Non-Success	0%	0%	0%	0%	0%	0%
	Withdrawal	0%	0%	0%	44%	0%	0%
	Total Percent	0%	0%	0%	100%	0%	0%
	Total Enrolled	0	0	0	9	0	0