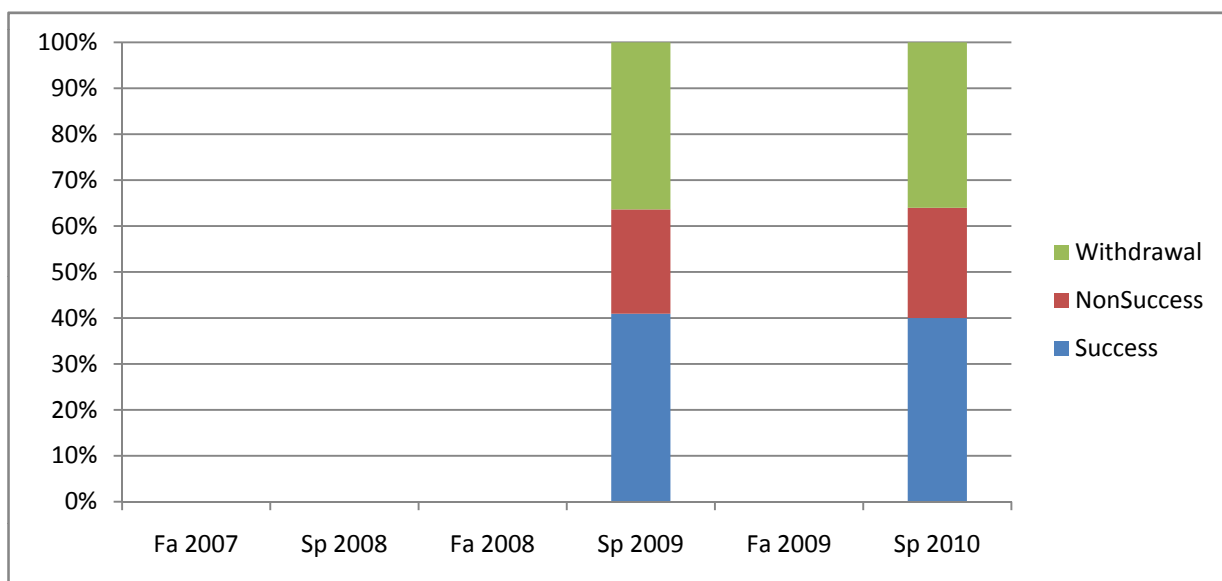
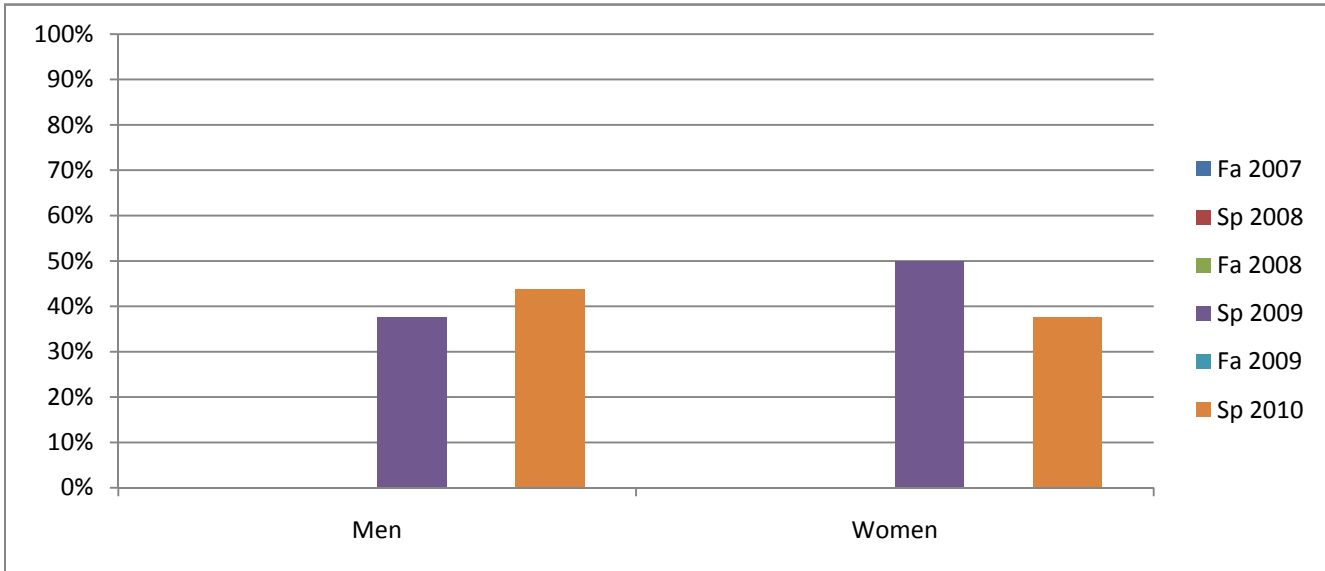


Chabot
Success, Non-Success, and Withdrawal Rates By Semester
Course: DIGM 37



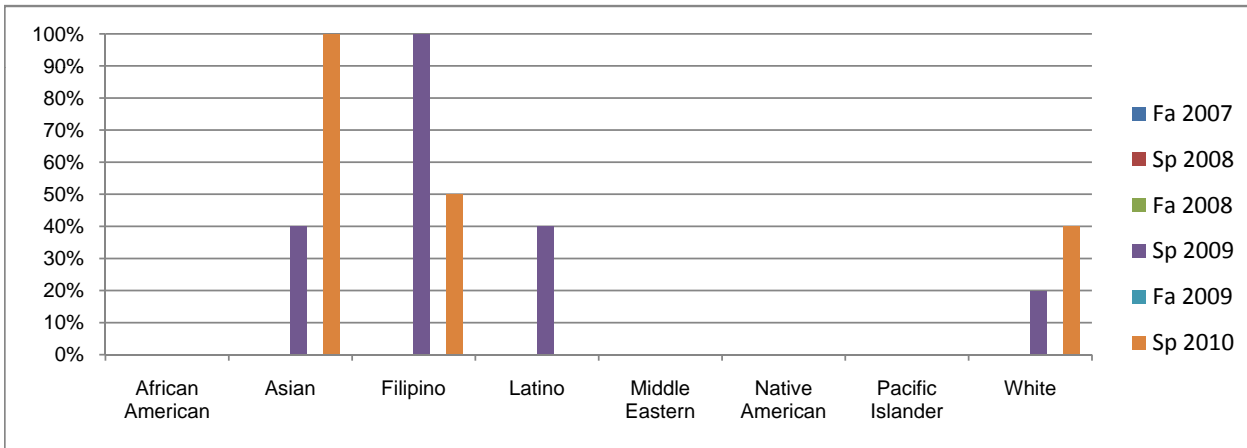
	Fa 2007	Sp 2008	Fa 2008	Sp 2009	Fa 2009	Sp 2010
Success	0%	0%	0%	41%	0%	40%
Non-Success	0%	0%	0%	23%	0%	24%
Withdrawal	0%	0%	0%	36%	0%	36%
Total Percent	0%	0%	0%	100%	0%	100%
Total Enrolled	0	0	0	22	0	25

Chabot
Success Rates By Gender and Semester
Course: DIGM 37



	Fa 2007	Sp 2008	Fa 2008	Sp 2009	Fa 2009	Sp 2010
Men						
Success	0%	0%	0%	38%	0%	44%
Non-Success	0%	0%	0%	19%	0%	25%
Withdrawal	0%	0%	0%	44%	0%	31%
Total Percent	0%	0%	0%	100%	0%	100%
Total Enrolled	0	0	0	16	0	16
Women						
Success	0%	0%	0%	50%	0%	38%
Non-Success	0%	0%	0%	33%	0%	13%
Withdrawal	0%	0%	0%	17%	0%	50%
Total Percent	0%	0%	0%	100%	0%	100%
Total Enrolled	0	0	0	6	0	8

Chabot
Success Rates By Ethnicity and Semester
Course: DIGM 37



		Fa 2007	Sp 2008	Fa 2008	Sp 2009	Fa 2009	Sp 2010
African American							
	Success	0%	0%	0%	0%	0%	0%
	Non-Success	0%	0%	0%	100%	0%	25%
	Withdrawal	0%	0%	0%	0%	0%	75%
	Total Percent	0%	0%	0%	100%	0%	100%
	Total Enrolled	0	0	0	1	0	4
Asian							
	Success	0%	0%	0%	40%	0%	100%
	Non-Success	0%	0%	0%	40%	0%	0%
	Withdrawal	0%	0%	0%	20%	0%	0%
	Total Percent	0%	0%	0%	100%	0%	100%
	Total Enrolled	0	0	0	5	0	5
Filipino							
	Success	0%	0%	0%	100%	0%	50%
	Non-Success	0%	0%	0%	0%	0%	50%
	Withdrawal	0%	0%	0%	0%	0%	0%
	Total Percent	0%	0%	0%	100%	0%	100%
	Total Enrolled	0	0	0	3	0	4
Latino							
	Success	0%	0%	0%	40%	0%	0%
	Non-Success	0%	0%	0%	20%	0%	50%
	Withdrawal	0%	0%	0%	40%	0%	50%
	Total Percent	0%	0%	0%	100%	0%	100%
	Total Enrolled	0	0	0	5	0	4
Middle Eastern							
	Success	0%	0%	0%	0%	0%	0%
	Non-Success	0%	0%	0%	0%	0%	0%
	Withdrawal	0%	0%	0%	0%	0%	0%
	Total Percent	0%	0%	0%	0%	0%	0%
	Total Enrolled	0	0	0	0	0	0
Native American							
	Success	0%	0%	0%	0%	0%	0%
	Non-Success	0%	0%	0%	0%	0%	0%
	Withdrawal	0%	0%	0%	0%	0%	0%
	Total Percent	0%	0%	0%	0%	0%	0%
	Total Enrolled	0	0	0	0	0	0
Pacific Islander							
	Success	0%	0%	0%	0%	0%	0%
	Non-Success	0%	0%	0%	0%	0%	0%
	Withdrawal	0%	0%	0%	100%	0%	100%
	Total Percent	0%	0%	0%	100%	0%	100%
	Total Enrolled	0	0	0	1	0	1
White							
	Success	0%	0%	0%	20%	0%	40%
	Non-Success	0%	0%	0%	0%	0%	0%
	Withdrawal	0%	0%	0%	80%	0%	60%
	Total Percent	0%	0%	0%	100%	0%	100%
	Total Enrolled	0	0	0	5	0	5