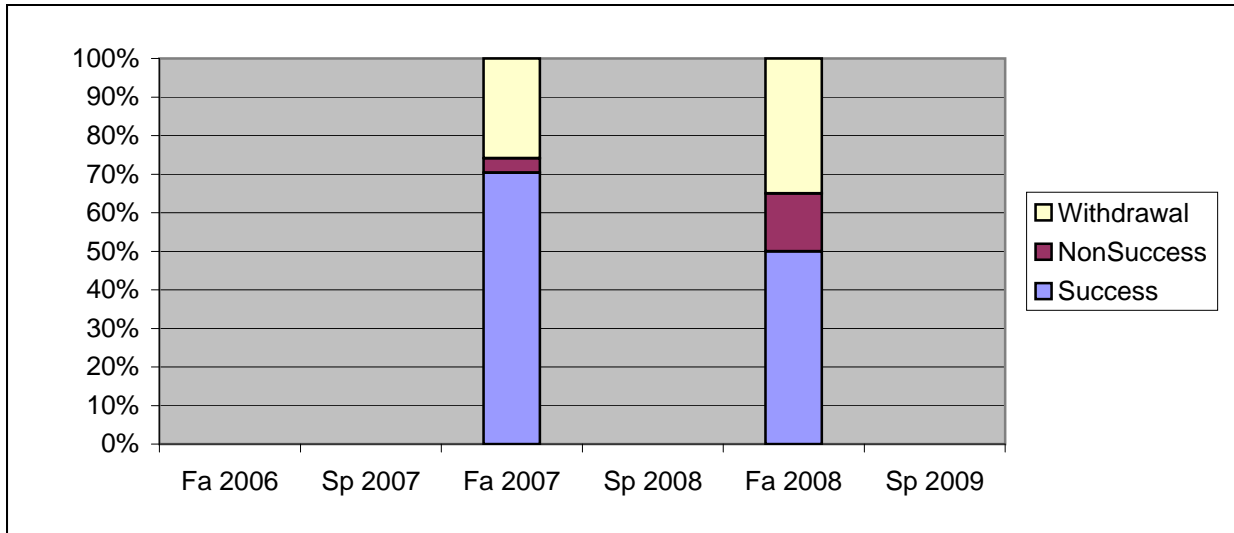
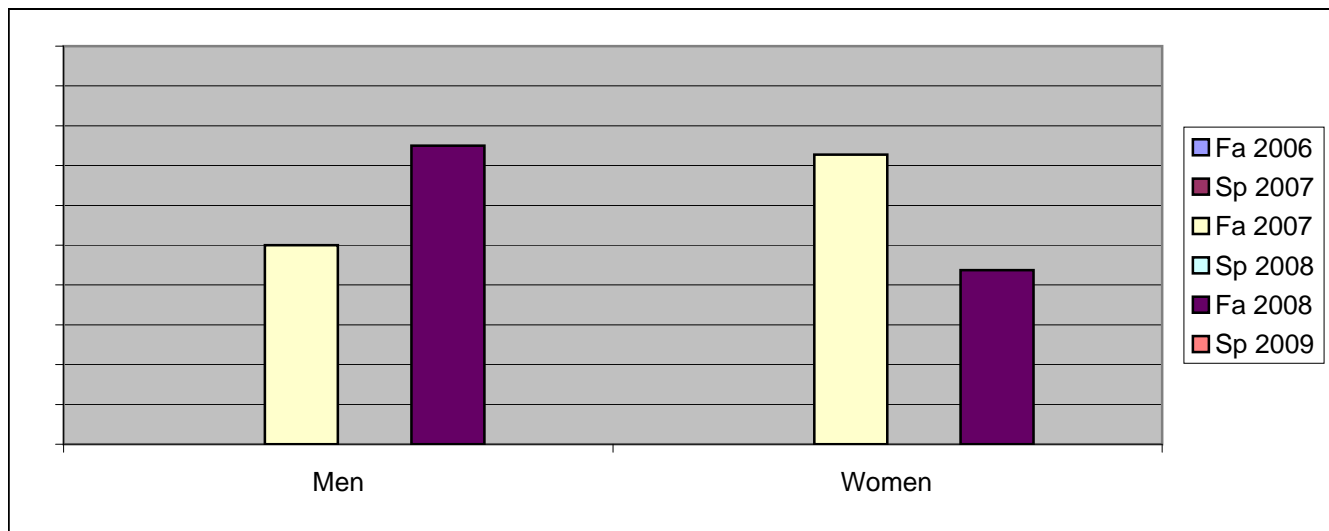


Chabot  
Success, Non-Success, and Withdrawal Rates By Semester  
Course: INTD 60



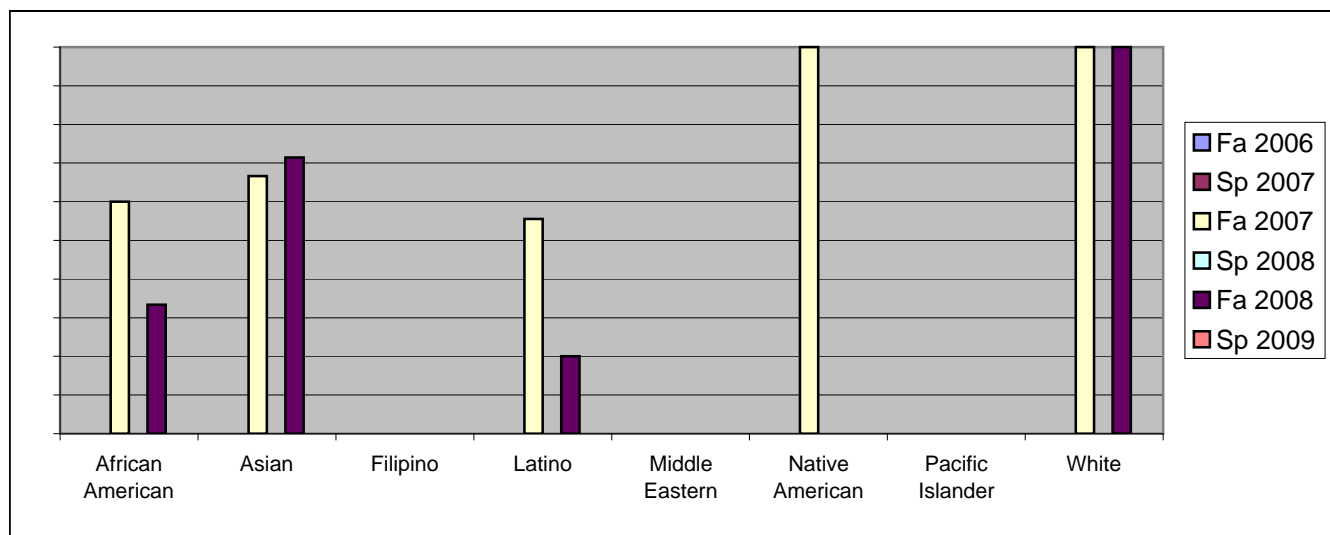
	Fa 2006	Sp 2007	Fa 2007	Sp 2008	Fa 2008	Sp 2009
Success	0%	0%	70%	0%	50%	0%
Non-Success	0%	0%	4%	0%	15%	0%
Withdrawal	0%	0%	26%	0%	35%	0%
Total Percent	0%	0%	100%	0%	100%	0%
Total Enrolled	<b>0</b>	<b>0</b>	<b>27</b>	<b>0</b>	<b>20</b>	<b>0</b>

Chabot  
Success Rates By Gender and Semester  
Course: INTD 60



	Fa 2006	Sp 2007	Fa 2007	Sp 2008	Fa 2008	Sp 2009
<b>Men</b>						
Success	0%	0%	50%	0%	75%	0%
Non-Success	0%	0%	0%	0%	0%	0%
Withdrawal	0%	0%	50%	0%	25%	0%
Total Percent	0%	0%	100%	0%	100%	0%
Total Enrolled	0	0	4	0	4	0
<b>Women</b>						
Success	0%	0%	73%	0%	44%	0%
Non-Success	0%	0%	5%	0%	19%	0%
Withdrawal	0%	0%	23%	0%	38%	0%
Total Percent	0%	0%	100%	0%	100%	0%
Total Enrolled	0	0	22	0	16	0

Chabot  
Success Rates By Ethnicity and Semester  
Course: INTD 60



	Fa 2006	Sp 2007	Fa 2007	Sp 2008	Fa 2008	Sp 2009
<b>African American</b>						
Success	0%	0%	60%	0%	33%	0%
Non-Success	0%	0%	0%	0%	33%	0%
Withdrawal	0%	0%	40%	0%	33%	0%
Total Percent	0%	0%	100%	0%	100%	0%
Total Enrolled	0	0	5	0	6	0
<b>Asian</b>						
Success	0%	0%	67%	0%	71%	0%
Non-Success	0%	0%	0%	0%	0%	0%
Withdrawal	0%	0%	33%	0%	29%	0%
Total Percent	0%	0%	100%	0%	100%	0%
Total Enrolled	0	0	6	0	7	0
<b>Filipino</b>						
Success	0%	0%	0%	0%	0%	0%
Non-Success	0%	0%	0%	0%	0%	0%
Withdrawal	0%	0%	0%	0%	0%	0%
Total Percent	0%	0%	0%	0%	0%	0%
Total Enrolled	0	0	0	0	0	0
<b>Latino</b>						
Success	0%	0%	56%	0%	20%	0%
Non-Success	0%	0%	11%	0%	20%	0%
Withdrawal	0%	0%	33%	0%	60%	0%
Total Percent	0%	0%	100%	0%	100%	0%
Total Enrolled	0	0	9	0	5	0
<b>Middle Eastern</b>						
Success	0%	0%	0%	0%	0%	0%
Non-Success	0%	0%	0%	0%	0%	0%
Withdrawal	0%	0%	0%	0%	0%	0%
Total Percent	0%	0%	0%	0%	0%	0%
Total Enrolled	0	0	0	0	0	0
<b>Native American</b>						
Success	0%	0%	100%	0%	0%	0%
Non-Success	0%	0%	0%	0%	0%	0%
Withdrawal	0%	0%	0%	0%	0%	0%

	Total Percent	0%	0%	100%	0%	0%	0%
	Total Enrolled	<b>0</b>	<b>0</b>	<b>1</b>	<b>0</b>	<b>0</b>	<b>0</b>
<b>Pacific Islander</b>							
	Success	0%	0%	0%	0%	0%	0%
	Non-Success	0%	0%	0%	0%	0%	0%
	Withdrawal	0%	0%	0%	0%	0%	0%
	Total Percent	0%	0%	0%	0%	0%	0%
	Total Enrolled	<b>0</b>	<b>0</b>	<b>0</b>	<b>0</b>	<b>0</b>	<b>0</b>
<b>White</b>							
	Success	0%	0%	100%	0%	100%	0%
	Non-Success	0%	0%	0%	0%	0%	0%
	Withdrawal	0%	0%	0%	0%	0%	0%
	Total Percent	0%	0%	100%	0%	100%	0%
	Total Enrolled	<b>0</b>	<b>0</b>	<b>4</b>	<b>0</b>	<b>2</b>	<b>0</b>