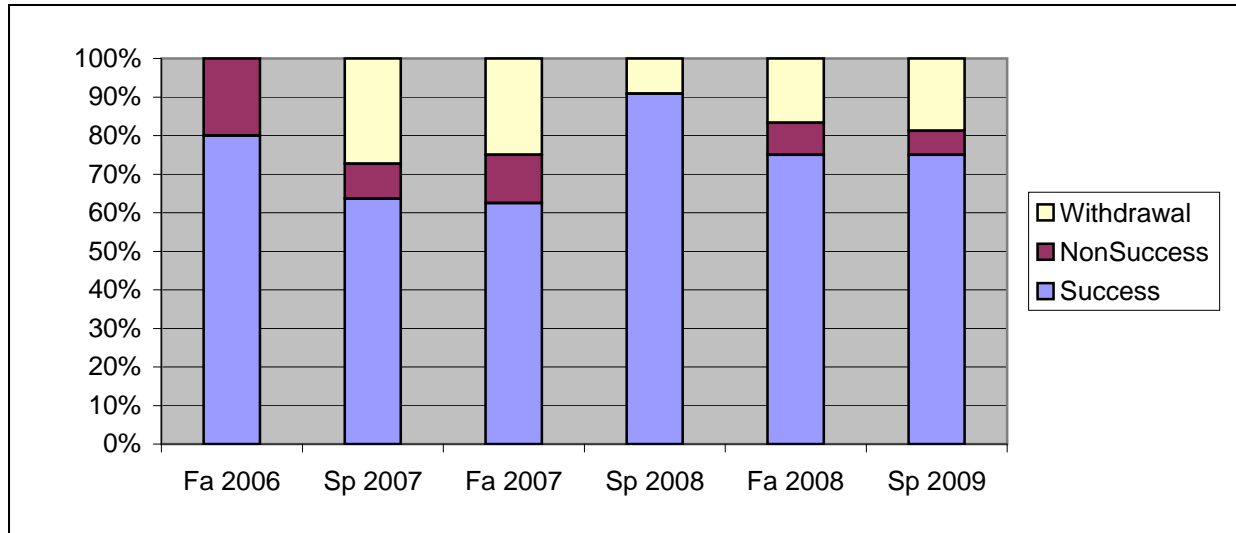
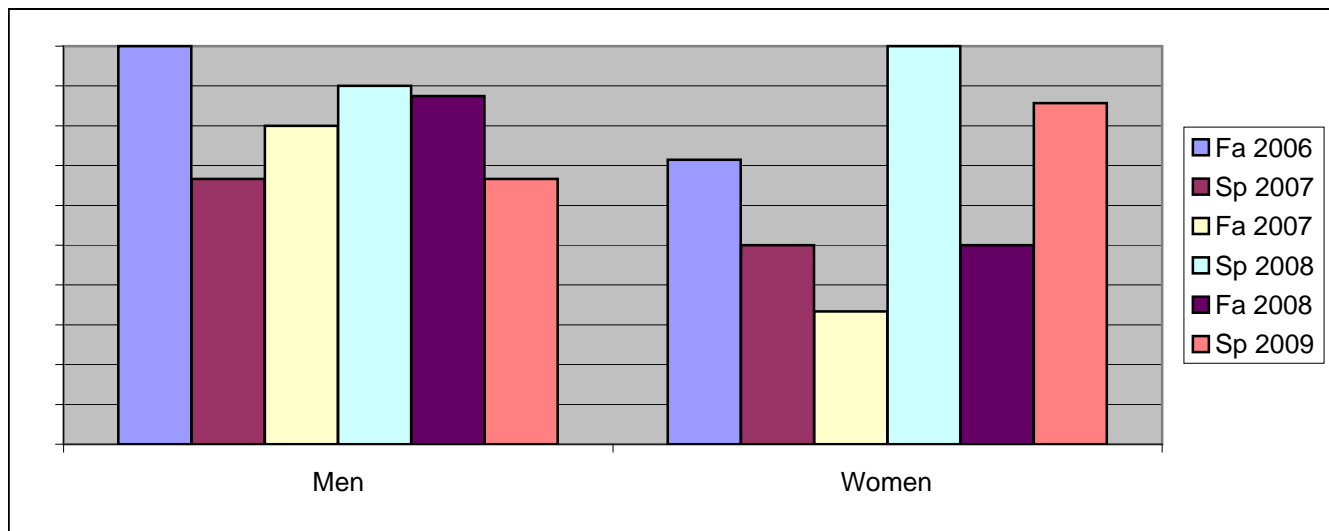


Chabot  
Success, Non-Success, and Withdrawal Rates By Semester  
Course: MCOM 14



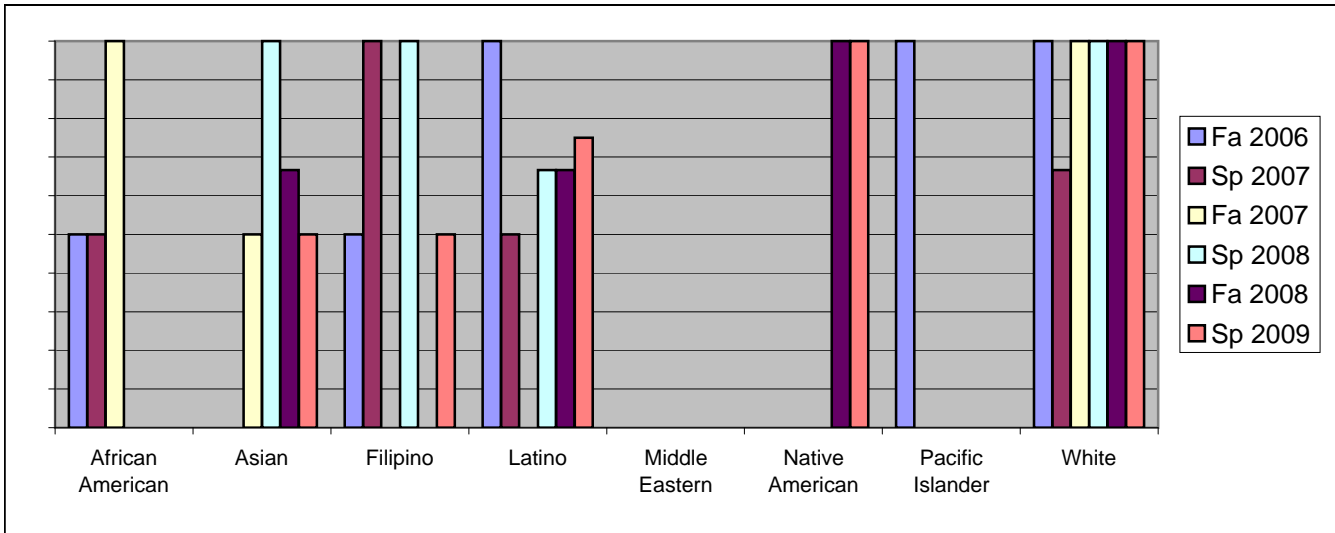
	Fa 2006	Sp 2007	Fa 2007	Sp 2008	Fa 2008	Sp 2009
Success	80%	64%	63%	91%	75%	75%
Non-Success	20%	9%	13%	0%	8%	6%
Withdrawal	0%	27%	25%	9%	17%	19%
Total Percent	100%	100%	100%	100%	100%	100%
Total Enrolled	10	11	8	11	12	16

Chabot  
Success Rates By Gender and Semester  
Course: MCOM 14



	Fa 2006	Sp 2007	Fa 2007	Sp 2008	Fa 2008	Sp 2009
<b>Men</b>						
Success	100%	67%	80%	90%	88%	67%
Non-Success	0%	11%	20%	0%	0%	11%
Withdrawal	0%	22%	0%	10%	13%	22%
Total Percent	100%	100%	100%	100%	100%	100%
Total Enrolled	<b>3</b>	<b>9</b>	<b>5</b>	<b>10</b>	<b>8</b>	<b>9</b>
<b>Women</b>						
Success	71%	50%	33%	100%	50%	86%
Non-Success	29%	0%	0%	0%	25%	0%
Withdrawal	0%	50%	67%	0%	25%	14%
Total Percent	100%	100%	100%	100%	100%	100%
Total Enrolled	<b>7</b>	<b>2</b>	<b>3</b>	<b>1</b>	<b>4</b>	<b>7</b>

Chabot  
Success Rates By Ethnicity and Semester  
Course: MCOM 14



	Fa 2006	Sp 2007	Fa 2007	Sp 2008	Fa 2008	Sp 2009
<b>African American</b>						
Success	50%	50%	100%	0%	0%	0%
Non-Success	50%	0%	0%	0%	0%	0%
Withdrawal	0%	50%	0%	0%	0%	0%
Total Percent	100%	100%	100%	0%	0%	0%
Total Enrolled	2	2	1	0	0	0
<b>Asian</b>						
Success	0%	0%	50%	100%	67%	50%
Non-Success	0%	0%	0%	0%	0%	25%
Withdrawal	0%	0%	50%	0%	33%	25%
Total Percent	0%	0%	100%	100%	100%	100%
Total Enrolled	0	0	2	2	3	4
<b>Filipino</b>						
Success	50%	100%	0%	100%	0%	50%
Non-Success	50%	0%	0%	0%	0%	0%
Withdrawal	0%	0%	0%	0%	100%	50%
Total Percent	100%	100%	0%	100%	100%	100%
Total Enrolled	2	2	0	1	1	2
<b>Latino</b>						
Success	100%	50%	0%	67%	67%	75%
Non-Success	0%	0%	50%	0%	33%	0%
Withdrawal	0%	50%	50%	33%	0%	25%
Total Percent	100%	100%	100%	100%	100%	100%
Total Enrolled	2	2	2	3	3	4
<b>Middle Eastern</b>						
Success	0%	0%	0%	0%	0%	0%
Non-Success	0%	0%	0%	0%	0%	0%
Withdrawal	0%	0%	0%	0%	0%	0%
Total Percent	0%	0%	0%	0%	0%	0%
Total Enrolled	0	0	0	0	0	0
<b>Native American</b>						
Success	0%	0%	0%	0%	100%	100%
Non-Success	0%	0%	0%	0%	0%	0%
Withdrawal	0%	0%	0%	0%	0%	0%

	Total Percent	0%	0%	0%	0%	100%	100%
	Total Enrolled	<b>0</b>	<b>0</b>	<b>0</b>	<b>0</b>	<b>1</b>	<b>1</b>
<b>Pacific Islander</b>							
	Success	100%	0%	0%	0%	0%	0%
	Non-Success	0%	0%	0%	0%	0%	0%
	Withdrawal	0%	0%	0%	0%	0%	0%
	Total Percent	100%	0%	0%	0%	0%	0%
	Total Enrolled	<b>1</b>	<b>0</b>	<b>0</b>	<b>0</b>	<b>0</b>	<b>0</b>
<b>White</b>							
	Success	100%	67%	100%	100%	100%	100%
	Non-Success	0%	33%	0%	0%	0%	0%
	Withdrawal	0%	0%	0%	0%	0%	0%
	Total Percent	100%	100%	100%	100%	100%	100%
	Total Enrolled	<b>1</b>	<b>3</b>	<b>2</b>	<b>3</b>	<b>2</b>	<b>2</b>