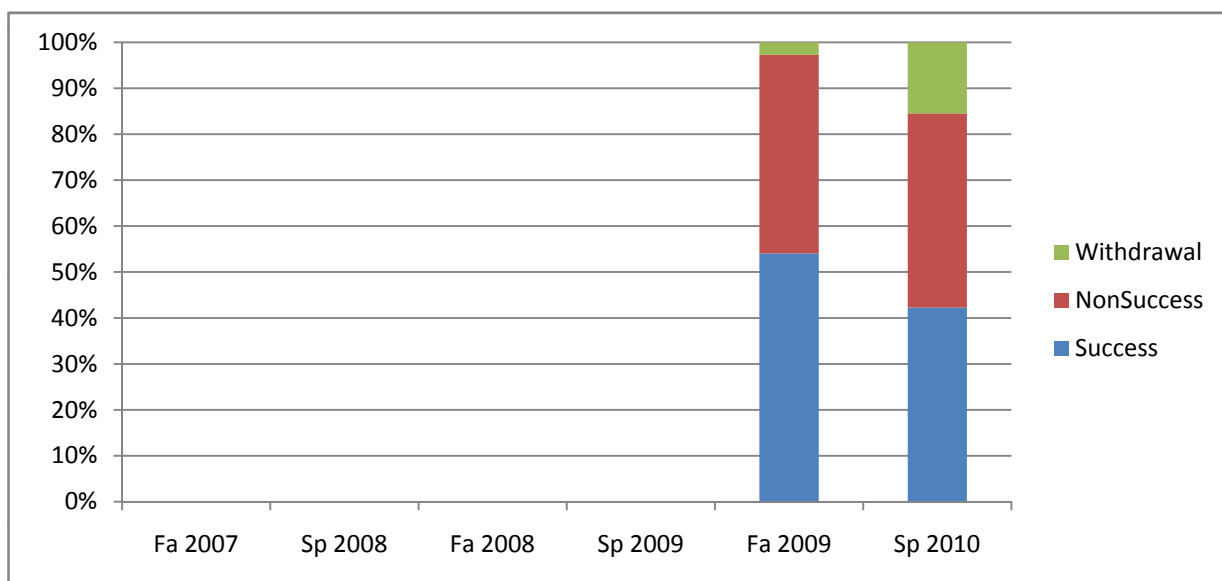
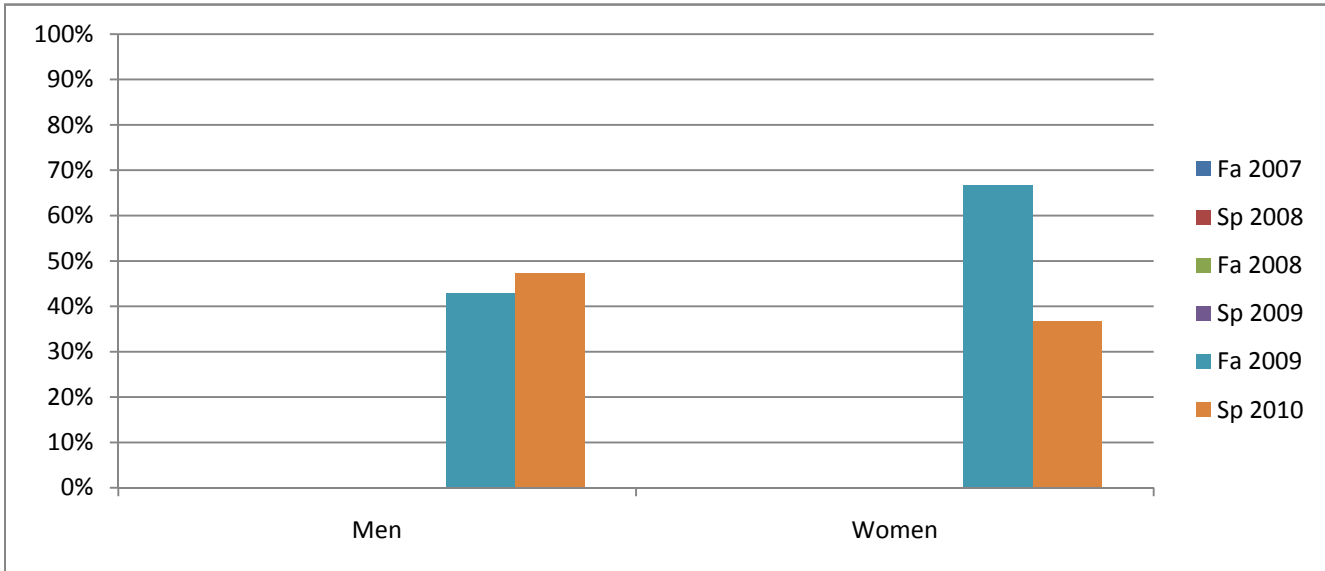


Chabot
Success, Non-Success, and Withdrawal Rates By Semester
Course: MCOM 41



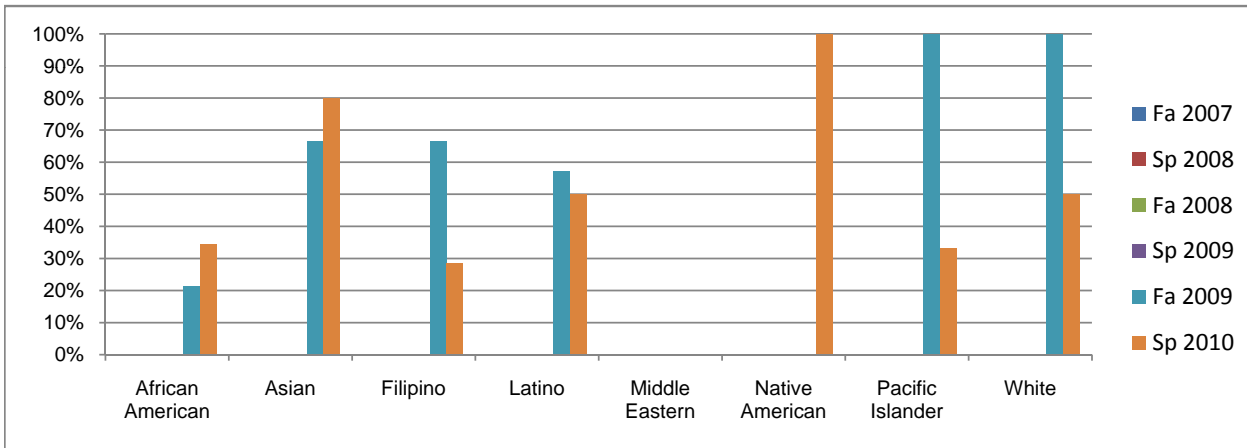
	Fa 2007	Sp 2008	Fa 2008	Sp 2009	Fa 2009	Sp 2010
Success	0%	0%	0%	0%	54%	42%
Non-Success	0%	0%	0%	0%	43%	42%
Withdrawal	0%	0%	0%	0%	3%	15%
Total Percent	0%	0%	0%	0%	100%	100%
Total Enrolled	0	0	0	0	37	97

Chabot
Success Rates By Gender and Semester
Course: MCOM 41



	Fa 2007	Sp 2008	Fa 2008	Sp 2009	Fa 2009	Sp 2010
Men						
Success	0%	0%	0%	0%	43%	47%
Non-Success	0%	0%	0%	0%	52%	36%
Withdrawal	0%	0%	0%	0%	5%	16%
Total Percent	0%	0%	0%	0%	100%	100%
Total Enrolled	0	0	0	0	21	55
Women						
Success	0%	0%	0%	0%	67%	37%
Non-Success	0%	0%	0%	0%	33%	49%
Withdrawal	0%	0%	0%	0%	0%	15%
Total Percent	0%	0%	0%	0%	100%	100%
Total Enrolled	0	0	0	0	15	41

Chabot
Success Rates By Ethnicity and Semester
Course: MCOM 41



	Fa 2007	Sp 2008	Fa 2008	Sp 2009	Fa 2009	Sp 2010
African American						
Success	0%	0%	0%	0%	21%	34%
Non-Success	0%	0%	0%	0%	71%	45%
Withdrawal	0%	0%	0%	0%	7%	21%
Total Percent	0%	0%	0%	0%	100%	100%
Total Enrolled	0	0	0	0	14	29
Asian						
Success	0%	0%	0%	0%	67%	80%
Non-Success	0%	0%	0%	0%	33%	20%
Withdrawal	0%	0%	0%	0%	0%	0%
Total Percent	0%	0%	0%	0%	100%	100%
Total Enrolled	0	0	0	0	3	5
Filipino						
Success	0%	0%	0%	0%	67%	29%
Non-Success	0%	0%	0%	0%	33%	50%
Withdrawal	0%	0%	0%	0%	0%	21%
Total Percent	0%	0%	0%	0%	100%	100%
Total Enrolled	0	0	0	0	3	14
Latino						
Success	0%	0%	0%	0%	57%	50%
Non-Success	0%	0%	0%	0%	43%	41%
Withdrawal	0%	0%	0%	0%	0%	9%
Total Percent	0%	0%	0%	0%	100%	100%
Total Enrolled	0	0	0	0	7	22
Middle Eastern						
Success	0%	0%	0%	0%	0%	0%
Non-Success	0%	0%	0%	0%	0%	0%
Withdrawal	0%	0%	0%	0%	0%	0%
Total Percent	0%	0%	0%	0%	0%	0%
Total Enrolled	0	0	0	0	0	0
Native American						
Success	0%	0%	0%	0%	0%	100%
Non-Success	0%	0%	0%	0%	0%	0%
Withdrawal	0%	0%	0%	0%	0%	0%
Total Percent	0%	0%	0%	0%	0%	100%
Total Enrolled	0	0	0	0	0	1
Pacific Islander						
Success	0%	0%	0%	0%	100%	33%
Non-Success	0%	0%	0%	0%	0%	67%
Withdrawal	0%	0%	0%	0%	0%	0%
Total Percent	0%	0%	0%	0%	100%	100%
Total Enrolled	0	0	0	0	1	3
White						
Success	0%	0%	0%	0%	100%	50%
Non-Success	0%	0%	0%	0%	0%	33%
Withdrawal	0%	0%	0%	0%	0%	17%
Total Percent	0%	0%	0%	0%	100%	100%
Total Enrolled	0	0	0	0	4	18