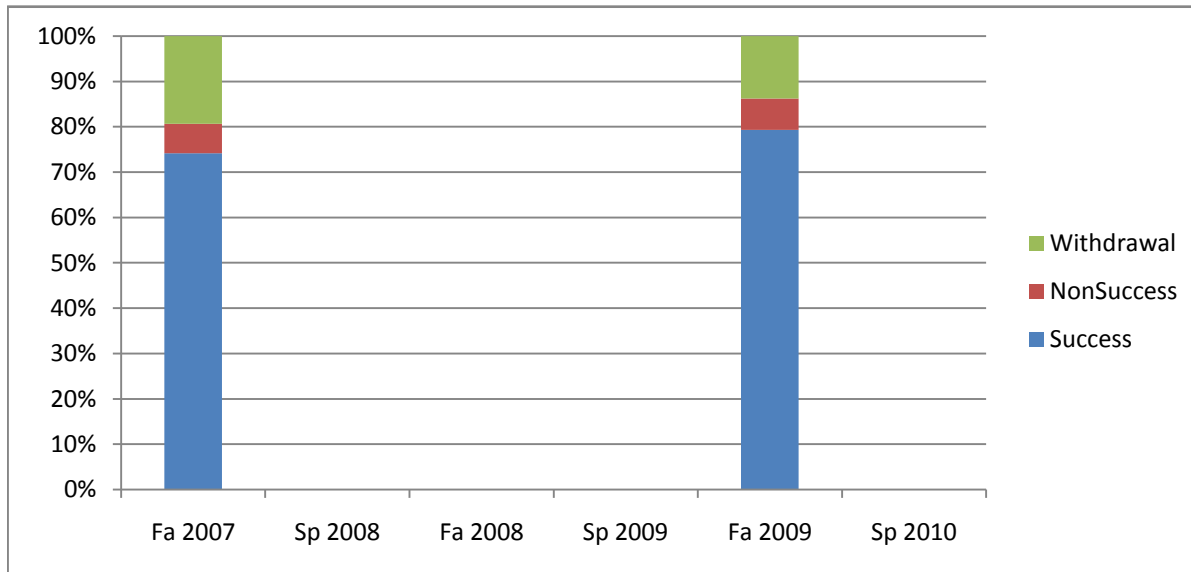


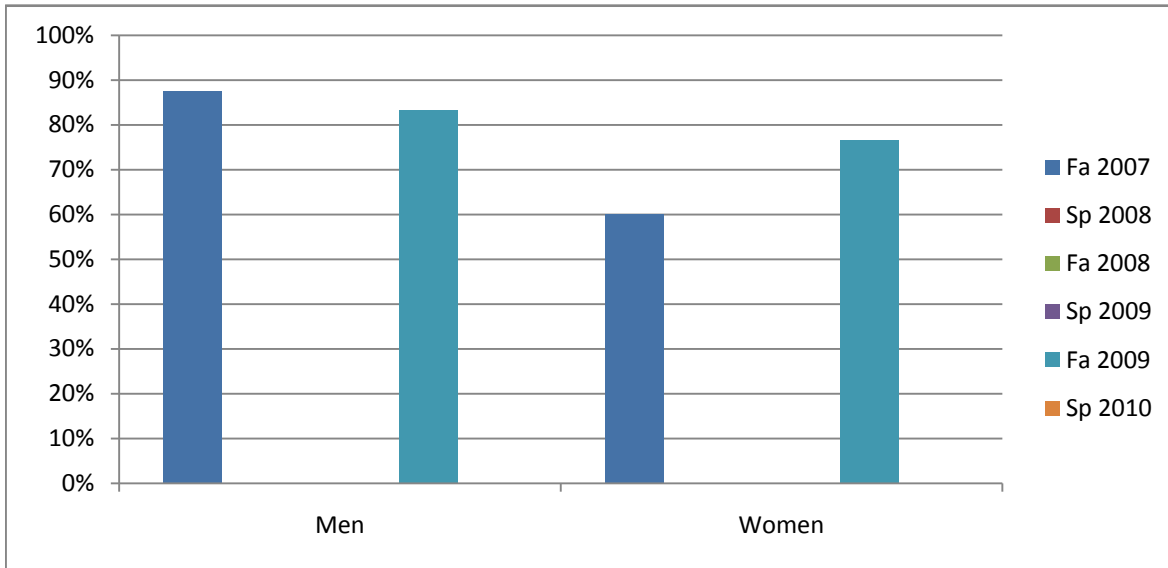
# College\_Totals\_Course

## Chabot Success, Non-Success, and Withdrawal Rates By Semester Course: PHOT 64A



	Fa 2007	Sp 2008	Fa 2008	Sp 2009	Fa 2009	Sp 2010
Success	74%	0%	0%	0%	79%	0%
Non-Success	6%	0%	0%	0%	7%	0%
Withdrawal	19%	0%	0%	0%	14%	0%
Total Percent	100%	0%	0%	0%	100%	0%
Total Enrolled	31	0	0	0	29	0

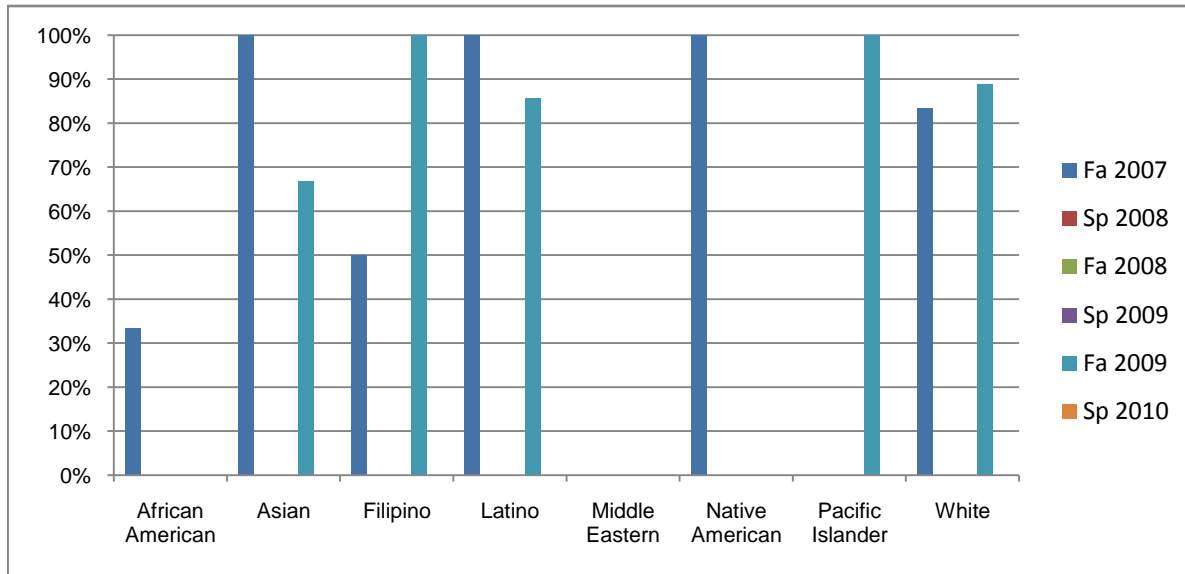
Chabot  
Success Rates By Gender and Semester  
Course: PHOT 64A



	Fa 2007	Sp 2008	Fa 2008	Sp 2009	Fa 2009	Sp 2010
<b>Men</b>						
Success	88%	0%	0%	0%	83%	0%
Non-Success	0%	0%	0%	0%	0%	0%
Withdrawal	13%	0%	0%	0%	17%	0%
Total Percent	100%	0%	0%	0%	100%	0%
Total Enrolled	16	0	0	0	12	0
<b>Women</b>						
Success	60%	0%	0%	0%	76%	0%
Non-Success	13%	0%	0%	0%	12%	0%
Withdrawal	27%	0%	0%	0%	12%	0%
Total Percent	100%	0%	0%	0%	100%	0%
Total Enrolled	15	0	0	0	17	0

# Ethnicity\_Totals\_Course

## Chabot Success Rates By Ethnicity and Semester Course: PHOT 64A



	Fa 2007	Sp 2008	Fa 2008	Sp 2009	Fa 2009	Sp 2010
<b>African American</b>						
Success	33%	0%	0%	0%	0%	0%
Non-Success	0%	0%	0%	0%	0%	0%
Withdrawal	67%	0%	0%	0%	0%	0%
Total Percent	100%	0%	0%	0%	0%	0%
Total Enrolled	3	0	0	0	0	0
<b>Asian</b>						
Success	100%	0%	0%	0%	67%	0%
Non-Success	0%	0%	0%	0%	0%	0%
Withdrawal	0%	0%	0%	0%	33%	0%
Total Percent	100%	0%	0%	0%	100%	0%
Total Enrolled	3	0	0	0	6	0
<b>Filipino</b>						
Success	50%	0%	0%	0%	100%	0%
Non-Success	0%	0%	0%	0%	0%	0%
Withdrawal	50%	0%	0%	0%	0%	0%
Total Percent	100%	0%	0%	0%	100%	0%
Total Enrolled	2	0	0	0	3	0
<b>Latino</b>						
Success	100%	0%	0%	0%	86%	0%
Non-Success	0%	0%	0%	0%	14%	0%
Withdrawal	0%	0%	0%	0%	0%	0%
Total Percent	100%	0%	0%	0%	100%	0%
Total Enrolled	4	0	0	0	7	0
<b>Middle Eastern</b>						
Success	0%	0%	0%	0%	0%	0%
Non-Success	0%	0%	0%	0%	0%	0%
Withdrawal	0%	0%	0%	0%	0%	0%

Ethnicity\_Totals\_Course

Total Percent	0%	0%	0%	0%	0%	0%
Total Enrolled	<b>0</b>	<b>0</b>	<b>0</b>	<b>0</b>	<b>0</b>	<b>0</b>
<b>Native American</b>						
Success	100%	0%	0%	0%	0%	0%
Non-Success	0%	0%	0%	0%	50%	0%
Withdrawal	0%	0%	0%	0%	50%	0%
Total Percent	100%	0%	0%	0%	100%	0%
Total Enrolled	<b>2</b>	<b>0</b>	<b>0</b>	<b>0</b>	<b>2</b>	<b>0</b>
<b>Pacific Islander</b>						
Success	0%	0%	0%	0%	100%	0%
Non-Success	0%	0%	0%	0%	0%	0%
Withdrawal	0%	0%	0%	0%	0%	0%
Total Percent	0%	0%	0%	0%	100%	0%
Total Enrolled	<b>0</b>	<b>0</b>	<b>0</b>	<b>0</b>	<b>1</b>	<b>0</b>
<b>White</b>						
Success	83%	0%	0%	0%	89%	0%
Non-Success	0%	0%	0%	0%	0%	0%
Withdrawal	17%	0%	0%	0%	11%	0%
Total Percent	100%	0%	0%	0%	100%	0%
Total Enrolled	<b>12</b>	<b>0</b>	<b>0</b>	<b>0</b>	<b>9</b>	<b>0</b>