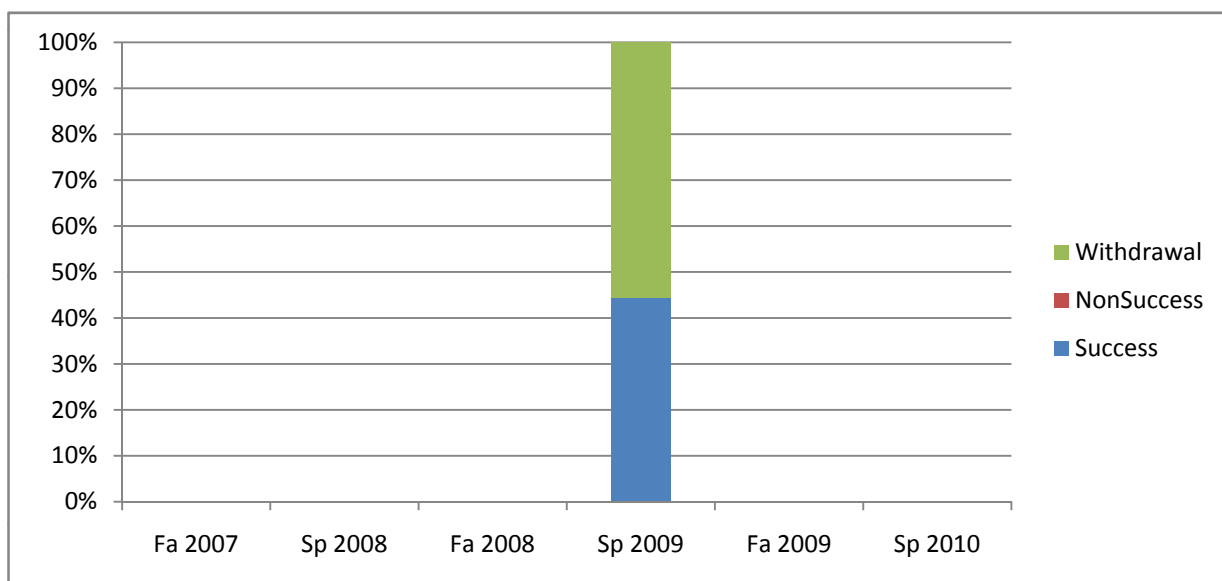
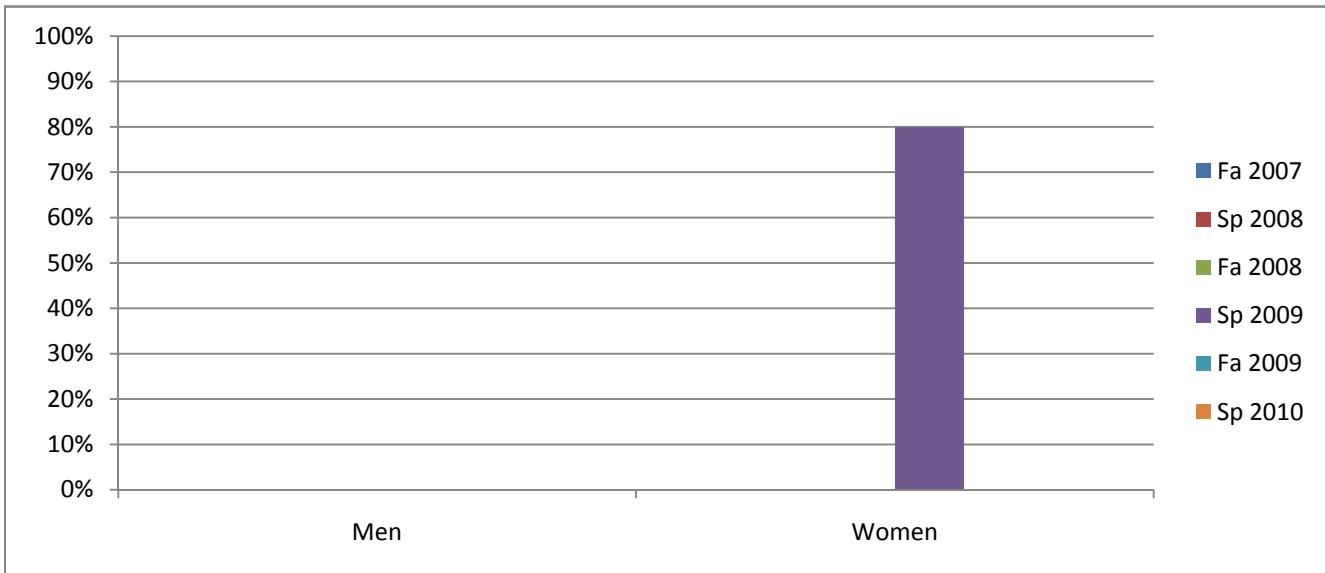


Chabot
Success, Non-Success, and Withdrawal Rates By Semester
Course: BIOT 30



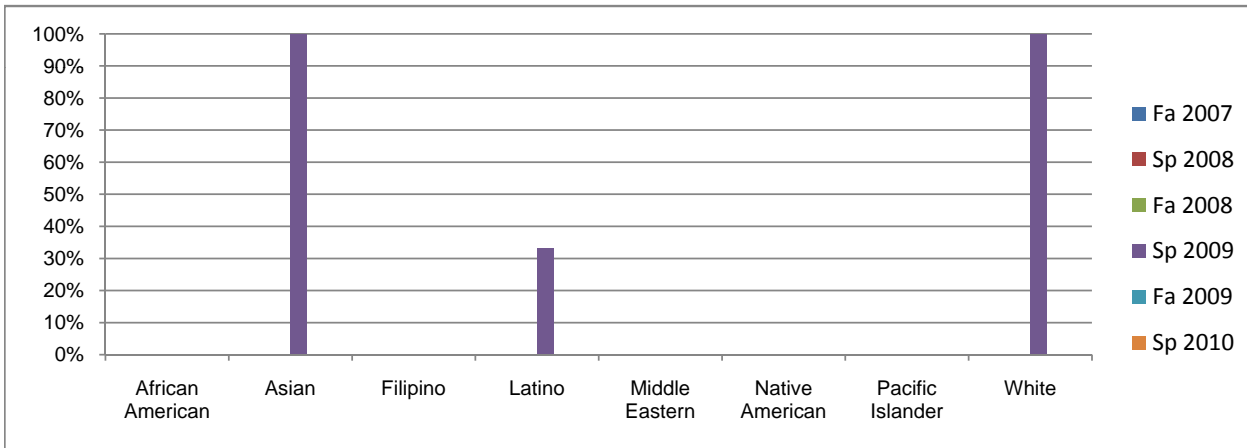
	Fa 2007	Sp 2008	Fa 2008	Sp 2009	Fa 2009	Sp 2010
Success	0%	0%	0%	44%	0%	0%
Non-Success	0%	0%	0%	0%	0%	0%
Withdrawal	0%	0%	0%	56%	0%	0%
Total Percent	0%	0%	0%	100%	0%	0%
Total Enrolled	0	0	0	9	0	0

Chabot
Success Rates By Gender and Semester
Course: BIOT 30



	Fa 2007	Sp 2008	Fa 2008	Sp 2009	Fa 2009	Sp 2010
Men						
Success	0%	0%	0%	0%	0%	0%
Non-Success	0%	0%	0%	0%	0%	0%
Withdrawal	0%	0%	0%	100%	0%	0%
Total Percent	0%	0%	0%	100%	0%	0%
Total Enrolled	0	0	0	4	0	0
Women						
Success	0%	0%	0%	80%	0%	0%
Non-Success	0%	0%	0%	0%	0%	0%
Withdrawal	0%	0%	0%	20%	0%	0%
Total Percent	0%	0%	0%	100%	0%	0%
Total Enrolled	0	0	0	5	0	0

Chabot
Success Rates By Ethnicity and Semester
Course: BIOT 30



		Fa 2007	Sp 2008	Fa 2008	Sp 2009	Fa 2009	Sp 2010
African American							
	Success	0%	0%	0%	0%	0%	0%
	Non-Success	0%	0%	0%	0%	0%	0%
	Withdrawal	0%	0%	0%	0%	0%	0%
	Total Percent	0%	0%	0%	0%	0%	0%
	Total Enrolled	0	0	0	0	0	0
Asian							
	Success	0%	0%	0%	100%	0%	0%
	Non-Success	0%	0%	0%	0%	0%	0%
	Withdrawal	0%	0%	0%	0%	0%	0%
	Total Percent	0%	0%	0%	100%	0%	0%
	Total Enrolled	0	0	0	1	0	0
Filipino							
	Success	0%	0%	0%	0%	0%	0%
	Non-Success	0%	0%	0%	0%	0%	0%
	Withdrawal	0%	0%	0%	100%	0%	0%
	Total Percent	0%	0%	0%	100%	0%	0%
	Total Enrolled	0	0	0	1	0	0
Latino							
	Success	0%	0%	0%	33%	0%	0%
	Non-Success	0%	0%	0%	0%	0%	0%
	Withdrawal	0%	0%	0%	67%	0%	0%
	Total Percent	0%	0%	0%	100%	0%	0%
	Total Enrolled	0	0	0	3	0	0
Middle Eastern							
	Success	0%	0%	0%	0%	0%	0%
	Non-Success	0%	0%	0%	0%	0%	0%
	Withdrawal	0%	0%	0%	0%	0%	0%
	Total Percent	0%	0%	0%	0%	0%	0%
	Total Enrolled	0	0	0	0	0	0
Native American							
	Success	0%	0%	0%	0%	0%	0%
	Non-Success	0%	0%	0%	0%	0%	0%
	Withdrawal	0%	0%	0%	0%	0%	0%
	Total Percent	0%	0%	0%	0%	0%	0%
	Total Enrolled	0	0	0	0	0	0
Pacific Islander							
	Success	0%	0%	0%	0%	0%	0%
	Non-Success	0%	0%	0%	0%	0%	0%
	Withdrawal	0%	0%	0%	0%	0%	0%
	Total Percent	0%	0%	0%	0%	0%	0%
	Total Enrolled	0	0	0	0	0	0
White							
	Success	0%	0%	0%	100%	0%	0%
	Non-Success	0%	0%	0%	0%	0%	0%
	Withdrawal	0%	0%	0%	0%	0%	0%
	Total Percent	0%	0%	0%	100%	0%	0%
	Total Enrolled	0	0	0	2	0	0