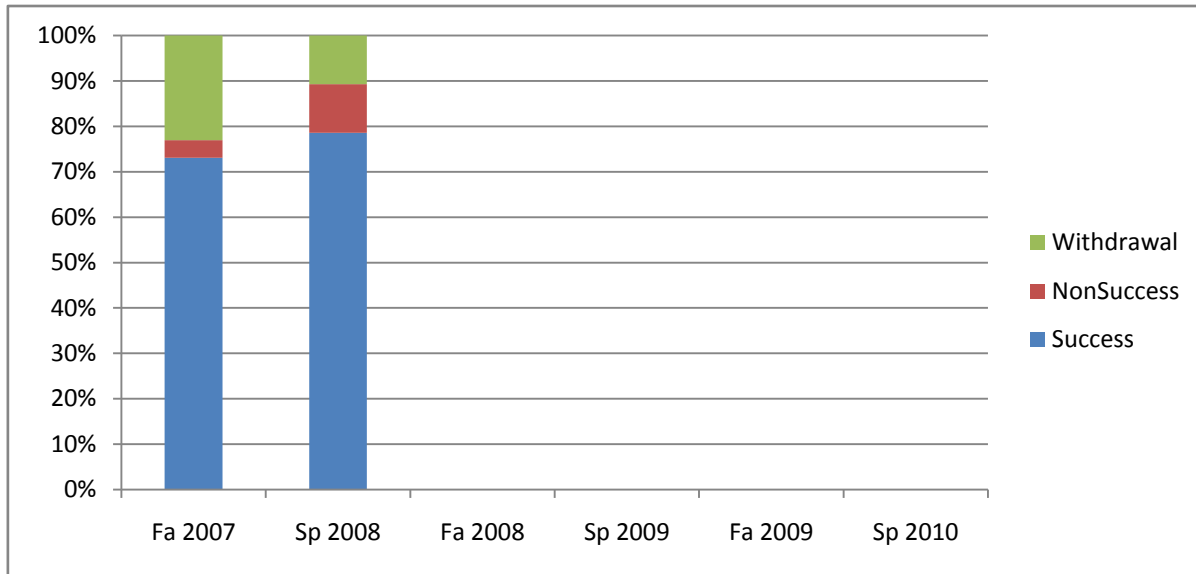
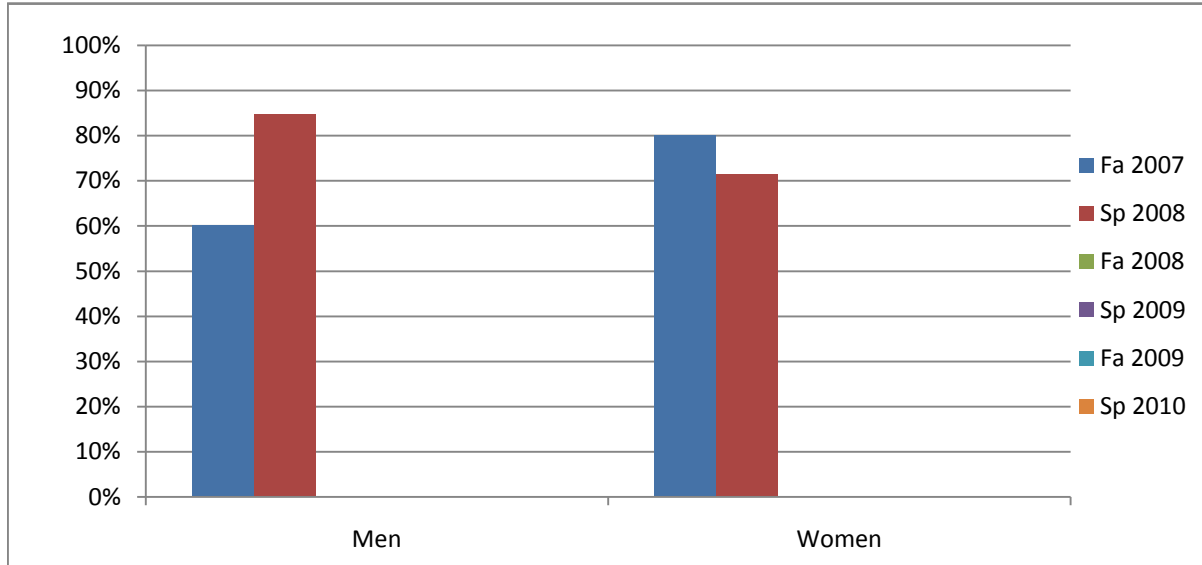


Chabot
Success, Non-Success, and Withdrawal Rates By Semester
Discipline: ECOL



	Fa 2007	Sp 2008	Fa 2008	Sp 2009	Fa 2009	Sp 2010
Success	73%	79%	0%	0%	0%	0%
Non-Success	4%	11%	0%	0%	0%	0%
Withdrawal	23%	11%	0%	0%	0%	0%
Total Percent	100%	100%	0%	0%	0%	0%
Total Enrolled	26	28	0	0	0	0

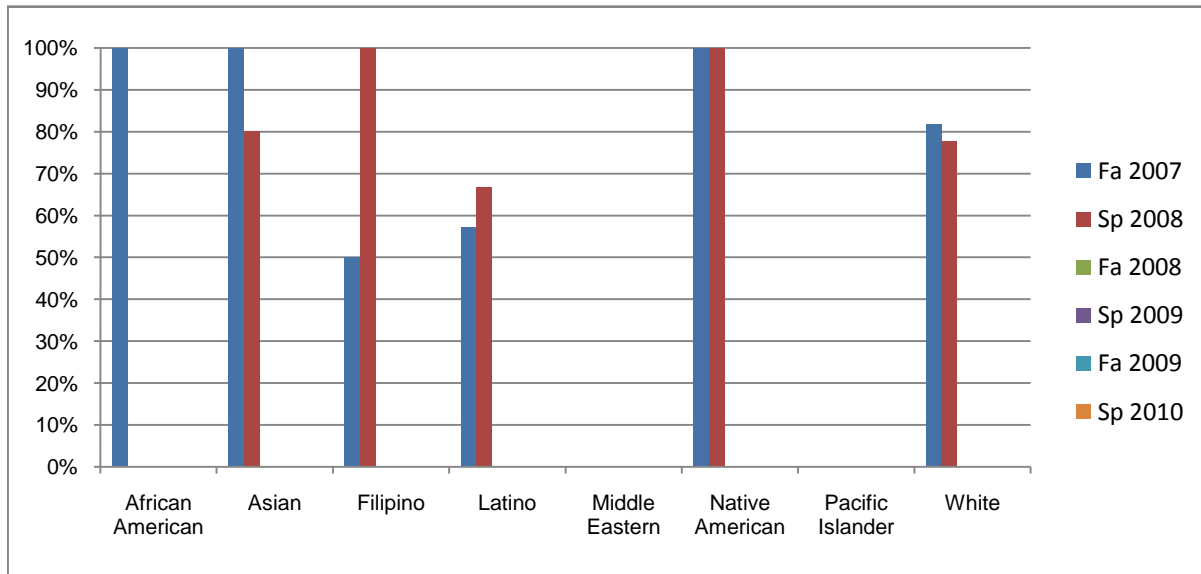
Chabot
Success Rates By Gender and Semester
Discipline: ECOL



	Fa 2007	Sp 2008	Fa 2008	Sp 2009	Fa 2009	Sp 2010
Men						
Success	60%	85%	0%	0%	0%	0%
Non-Success	10%	0%	0%	0%	0%	0%
Withdrawal	30%	15%	0%	0%	0%	0%
Total Percent	100%	100%	0%	0%	0%	0%
Total Enrolled	10	13	0	0	0	0
Women						
Success	80%	71%	0%	0%	0%	0%
Non-Success	0%	21%	0%	0%	0%	0%
Withdrawal	20%	7%	0%	0%	0%	0%
Total Percent	100%	100%	0%	0%	0%	0%
Total Enrolled	15	14	0	0	0	0

Ethnicity_Totals_Discipline

Chabot Success Rates By Ethnicity and Semester Discipline: ECOL



	Fa 2007	Sp 2008	Fa 2008	Sp 2009	Fa 2009	Sp 2010
African American						
Success	100%	0%	0%	0%	0%	0%
Non-Success	0%	0%	0%	0%	0%	0%
Withdrawal	0%	100%	0%	0%	0%	0%
Total Percent	100%	100%	0%	0%	0%	0%
Total Enrolled	1	1	0	0	0	0
Asian						
Success	100%	80%	0%	0%	0%	0%
Non-Success	0%	20%	0%	0%	0%	0%
Withdrawal	0%	0%	0%	0%	0%	0%
Total Percent	100%	100%	0%	0%	0%	0%
Total Enrolled	1	5	0	0	0	0
Filipino						
Success	50%	100%	0%	0%	0%	0%
Non-Success	0%	0%	0%	0%	0%	0%
Withdrawal	50%	0%	0%	0%	0%	0%
Total Percent	100%	100%	0%	0%	0%	0%
Total Enrolled	2	4	0	0	0	0
Latino						
Success	57%	67%	0%	0%	0%	0%
Non-Success	0%	33%	0%	0%	0%	0%
Withdrawal	43%	0%	0%	0%	0%	0%
Total Percent	100%	100%	0%	0%	0%	0%
Total Enrolled	7	6	0	0	0	0
Middle Eastern						
Success	0%	0%	0%	0%	0%	0%
Non-Success	0%	0%	0%	0%	0%	0%
Withdrawal	0%	0%	0%	0%	0%	0%

Ethnicity_Totals_Discipline

Total Percent	0%	0%	0%	0%	0%	0%
Total Enrolled	0	0	0	0	0	0
Native American						
Success	100%	100%	0%	0%	0%	0%
Non-Success	0%	0%	0%	0%	0%	0%
Withdrawal	0%	0%	0%	0%	0%	0%
Total Percent	100%	100%	0%	0%	0%	0%
Total Enrolled	1	1	0	0	0	0
Pacific Islander						
Success	0%	0%	0%	0%	0%	0%
Non-Success	0%	0%	0%	0%	0%	0%
Withdrawal	0%	0%	0%	0%	0%	0%
Total Percent	0%	0%	0%	0%	0%	0%
Total Enrolled	0	0	0	0	0	0
White						
Success	82%	78%	0%	0%	0%	0%
Non-Success	9%	0%	0%	0%	0%	0%
Withdrawal	9%	22%	0%	0%	0%	0%
Total Percent	100%	100%	0%	0%	0%	0%
Total Enrolled	11	9	0	0	0	0