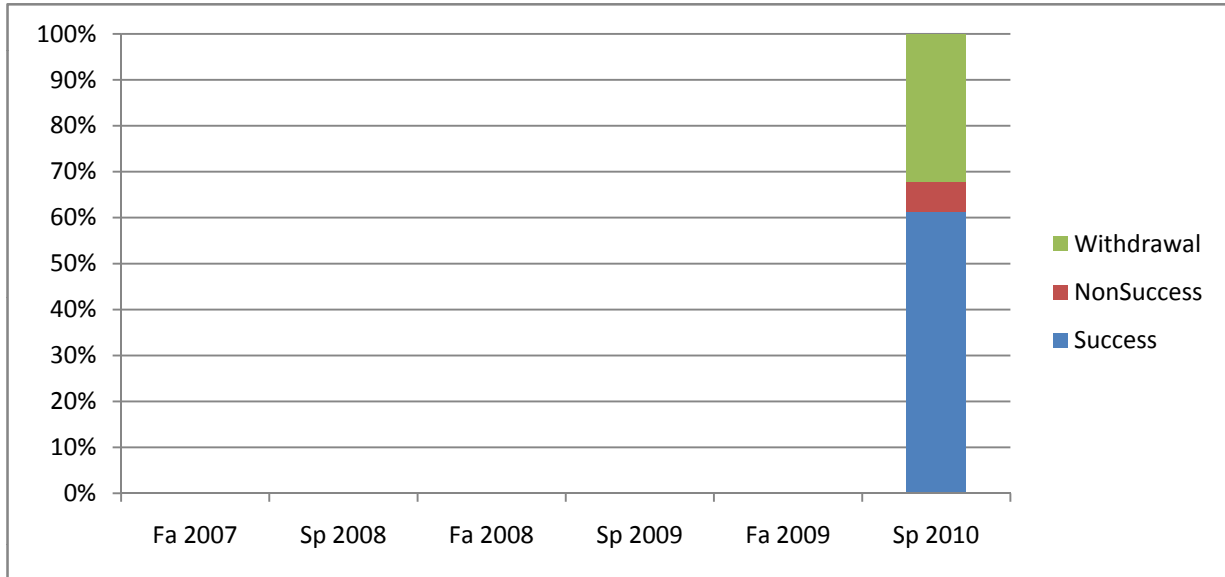
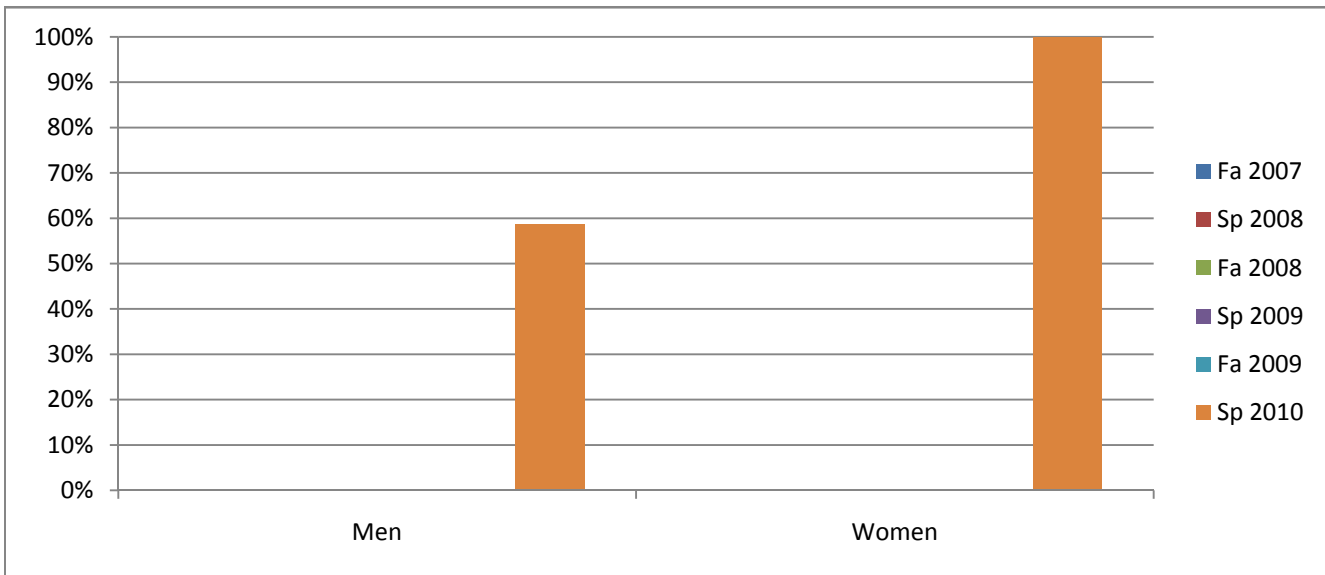


Chabot  
Success, Non-Success, and Withdrawal Rates By Semester  
Course: ENGR 11



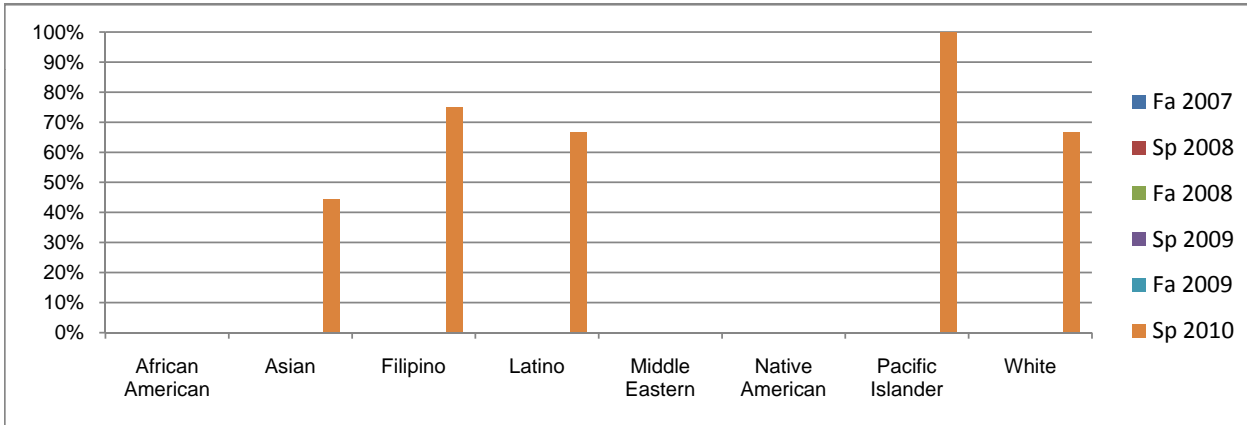
	Fa 2007	Sp 2008	Fa 2008	Sp 2009	Fa 2009	Sp 2010
Success	0%	0%	0%	0%	0%	61%
Non-Success	0%	0%	0%	0%	0%	6%
Withdrawal	0%	0%	0%	0%	0%	32%
Total Percent	0%	0%	0%	0%	0%	100%
Total Enrolled	<b>0</b>	<b>0</b>	<b>0</b>	<b>0</b>	<b>0</b>	<b>31</b>

Chabot  
Success Rates By Gender and Semester  
Course: ENGR 11



	Fa 2007	Sp 2008	Fa 2008	Sp 2009	Fa 2009	Sp 2010
<b>Men</b>						
Success	0%	0%	0%	0%	0%	59%
Non-Success	0%	0%	0%	0%	0%	7%
Withdrawal	0%	0%	0%	0%	0%	34%
Total Percent	0%	0%	0%	0%	0%	100%
Total Enrolled	0	0	0	0	0	29
<b>Women</b>						
Success	0%	0%	0%	0%	0%	100%
Non-Success	0%	0%	0%	0%	0%	0%
Withdrawal	0%	0%	0%	0%	0%	0%
Total Percent	0%	0%	0%	0%	0%	100%
Total Enrolled	0	0	0	0	0	2

Chabot  
Success Rates By Ethnicity and Semester  
Course: ENGR 11



	Fa 2007	Sp 2008	Fa 2008	Sp 2009	Fa 2009	Sp 2010
<b>African American</b>						
Success	0%	0%	0%	0%	0%	0%
Non-Success	0%	0%	0%	0%	0%	0%
Withdrawal	0%	0%	0%	0%	0%	0%
Total Percent	0%	0%	0%	0%	0%	0%
Total Enrolled	0	0	0	0	0	0
<b>Asian</b>						
Success	0%	0%	0%	0%	0%	44%
Non-Success	0%	0%	0%	0%	0%	11%
Withdrawal	0%	0%	0%	0%	0%	44%
Total Percent	0%	0%	0%	0%	0%	100%
Total Enrolled	0	0	0	0	0	9
<b>Filipino</b>						
Success	0%	0%	0%	0%	0%	75%
Non-Success	0%	0%	0%	0%	0%	0%
Withdrawal	0%	0%	0%	0%	0%	25%
Total Percent	0%	0%	0%	0%	0%	100%
Total Enrolled	0	0	0	0	0	4
<b>Latino</b>						
Success	0%	0%	0%	0%	0%	67%
Non-Success	0%	0%	0%	0%	0%	8%
Withdrawal	0%	0%	0%	0%	0%	25%
Total Percent	0%	0%	0%	0%	0%	100%
Total Enrolled	0	0	0	0	0	12
<b>Middle Eastern</b>						
Success	0%	0%	0%	0%	0%	0%
Non-Success	0%	0%	0%	0%	0%	0%
Withdrawal	0%	0%	0%	0%	0%	0%
Total Percent	0%	0%	0%	0%	0%	0%
Total Enrolled	0	0	0	0	0	0
<b>Native American</b>						
Success	0%	0%	0%	0%	0%	0%
Non-Success	0%	0%	0%	0%	0%	0%
Withdrawal	0%	0%	0%	0%	0%	0%
Total Percent	0%	0%	0%	0%	0%	0%
Total Enrolled	0	0	0	0	0	0
<b>Pacific Islander</b>						
Success	0%	0%	0%	0%	0%	100%
Non-Success	0%	0%	0%	0%	0%	0%
Withdrawal	0%	0%	0%	0%	0%	0%
Total Percent	0%	0%	0%	0%	0%	100%
Total Enrolled	0	0	0	0	0	2
<b>White</b>						
Success	0%	0%	0%	0%	0%	67%
Non-Success	0%	0%	0%	0%	0%	0%
Withdrawal	0%	0%	0%	0%	0%	33%
Total Percent	0%	0%	0%	0%	0%	100%
Total Enrolled	0	0	0	0	0	3