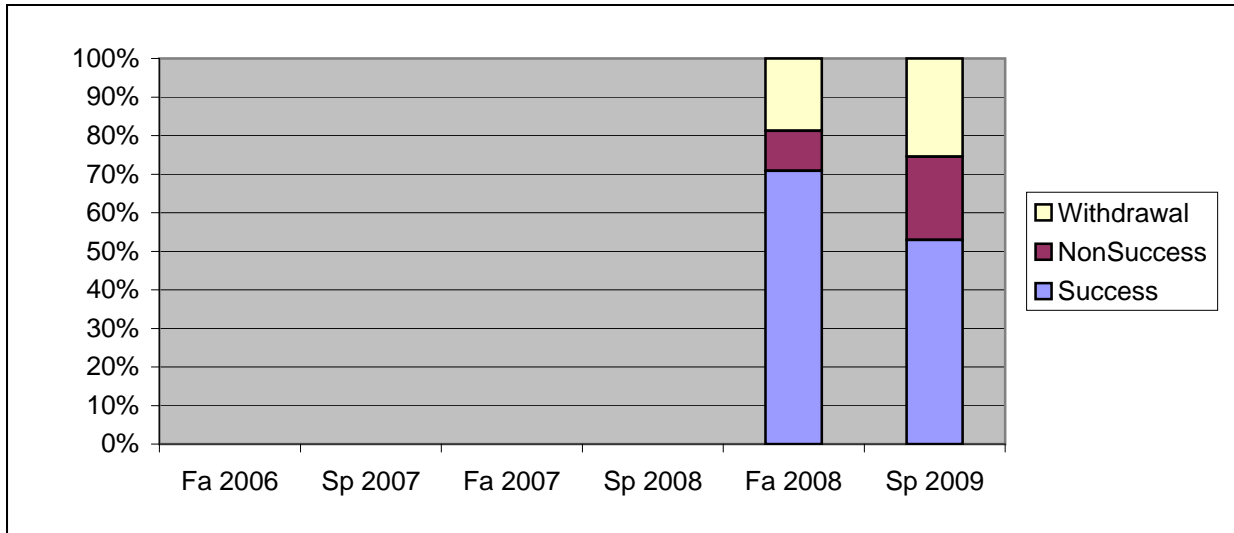
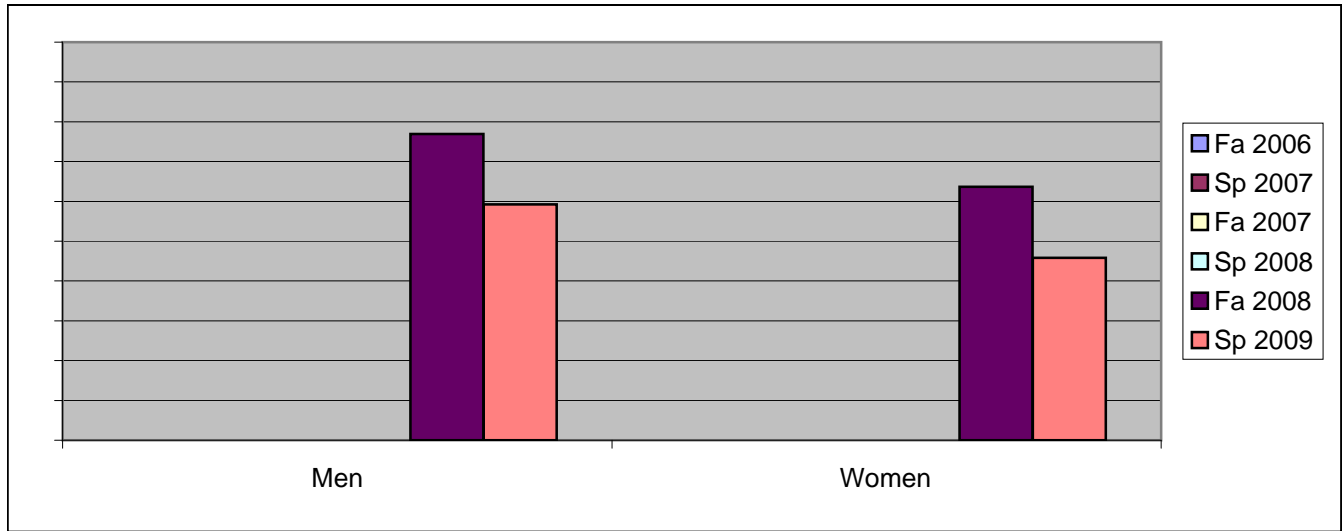


Chabot
Success, Non-Success, and Withdrawal Rates By Semester
Discipline: ENSC



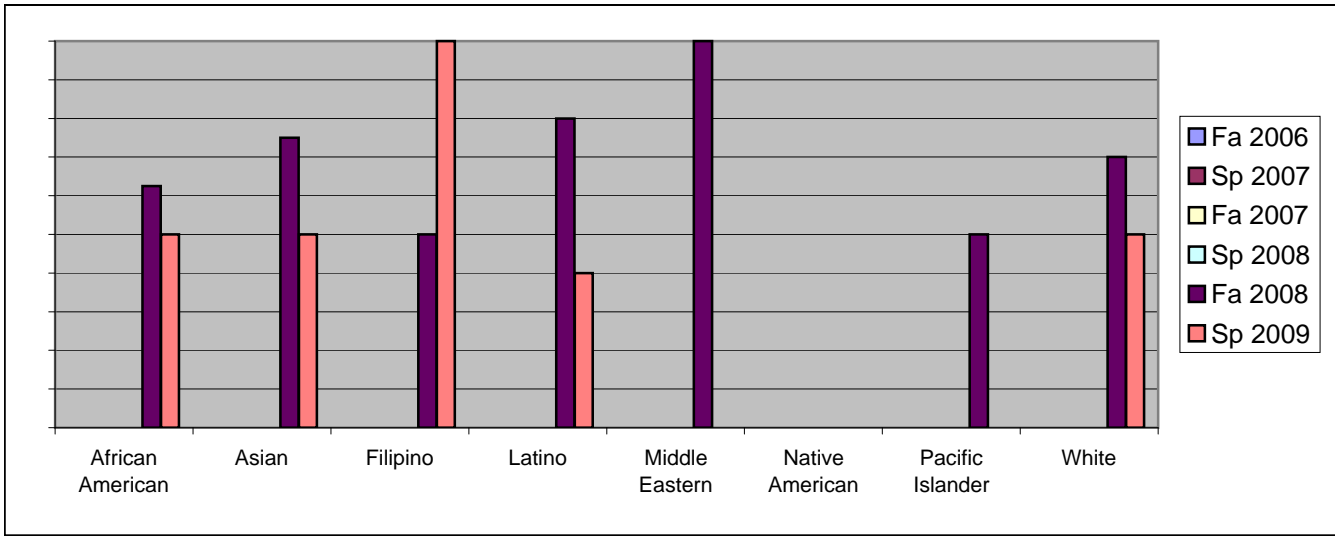
	Fa 2006	Sp 2007	Fa 2007	Sp 2008	Fa 2008	Sp 2009
Success	0%	0%	0%	0%	71%	53%
Non-Success	0%	0%	0%	0%	10%	22%
Withdrawal	0%	0%	0%	0%	19%	25%
Total Percent	0%	0%	0%	0%	100%	100%
Total Enrolled	0	0	0	0	48	51

Chabot
Success Rates By Gender and Semester
Discipline: ENSC



	Fa 2006	Sp 2007	Fa 2007	Sp 2008	Fa 2008	Sp 2009
Men						
Success	0%	0%	0%	0%	77%	59%
Non-Success	0%	0%	0%	0%	8%	19%
Withdrawal	0%	0%	0%	0%	15%	22%
Total Percent	0%	0%	0%	0%	100%	100%
Total Enrolled	0	0	0	0	26	27
Women						
Success	0%	0%	0%	0%	64%	46%
Non-Success	0%	0%	0%	0%	14%	25%
Withdrawal	0%	0%	0%	0%	23%	29%
Total Percent	0%	0%	0%	0%	100%	100%
Total Enrolled	0	0	0	0	22	24

Chabot
Success Rates By Ethnicity and Semester
Discipline: ENSC



	Fa 2006	Sp 2007	Fa 2007	Sp 2008	Fa 2008	Sp 2009
African American						
Success	0%	0%	0%	0%	63%	50%
Non-Success	0%	0%	0%	0%	13%	0%
Withdrawal	0%	0%	0%	0%	25%	50%
Total Percent	0%	0%	0%	0%	100%	100%
Total Enrolled	0	0	0	0	8	6
Asian						
Success	0%	0%	0%	0%	75%	50%
Non-Success	0%	0%	0%	0%	13%	25%
Withdrawal	0%	0%	0%	0%	13%	25%
Total Percent	0%	0%	0%	0%	100%	100%
Total Enrolled	0	0	0	0	8	12
Filipino						
Success	0%	0%	0%	0%	50%	100%
Non-Success	0%	0%	0%	0%	0%	0%
Withdrawal	0%	0%	0%	0%	50%	0%
Total Percent	0%	0%	0%	0%	100%	100%
Total Enrolled	0	0	0	0	4	4
Latino						
Success	0%	0%	0%	0%	80%	40%
Non-Success	0%	0%	0%	0%	10%	40%
Withdrawal	0%	0%	0%	0%	10%	20%
Total Percent	0%	0%	0%	0%	100%	100%
Total Enrolled	0	0	0	0	10	10
Middle Eastern						
Success	0%	0%	0%	0%	100%	0%
Non-Success	0%	0%	0%	0%	0%	0%
Withdrawal	0%	0%	0%	0%	0%	0%

Total Percent	0%	0%	0%	0%	100%	0%
Total Enrolled	0	0	0	0	1	0
Native American						
Success	0%	0%	0%	0%	0%	0%
Non-Success	0%	0%	0%	0%	0%	0%
Withdrawal	0%	0%	0%	0%	0%	0%
Total Percent	0%	0%	0%	0%	0%	0%
Total Enrolled	0	0	0	0	0	0
Pacific Islander						
Success	0%	0%	0%	0%	50%	0%
Non-Success	0%	0%	0%	0%	50%	100%
Withdrawal	0%	0%	0%	0%	0%	0%
Total Percent	0%	0%	0%	0%	100%	100%
Total Enrolled	0	0	0	0	2	1
White						
Success	0%	0%	0%	0%	70%	50%
Non-Success	0%	0%	0%	0%	10%	25%
Withdrawal	0%	0%	0%	0%	20%	25%
Total Percent	0%	0%	0%	0%	100%	100%
Total Enrolled	0	0	0	0	10	12