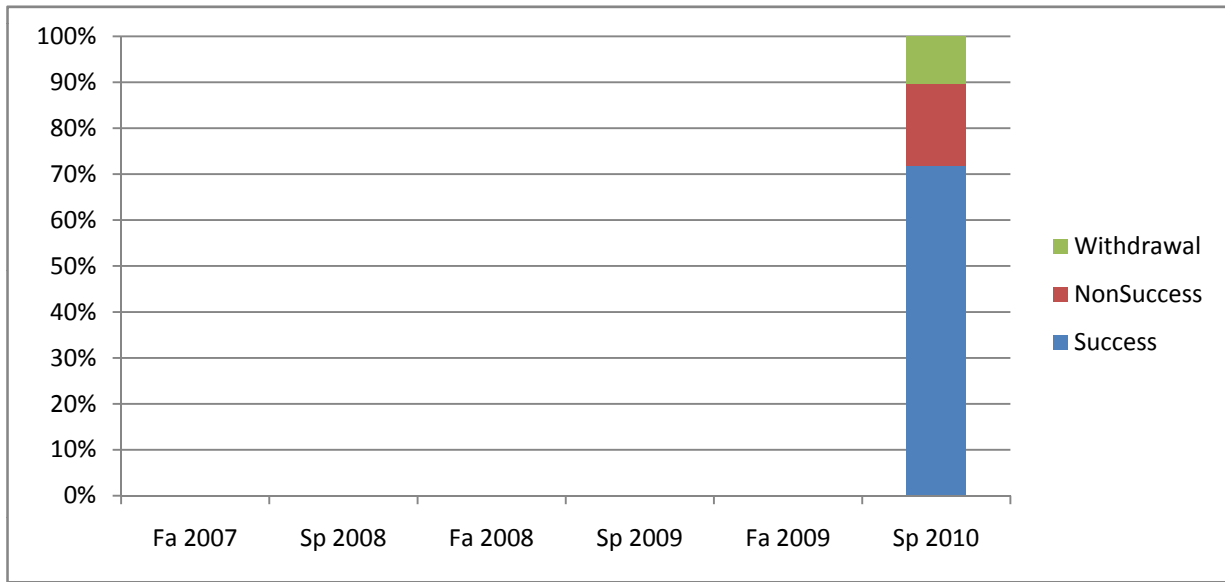
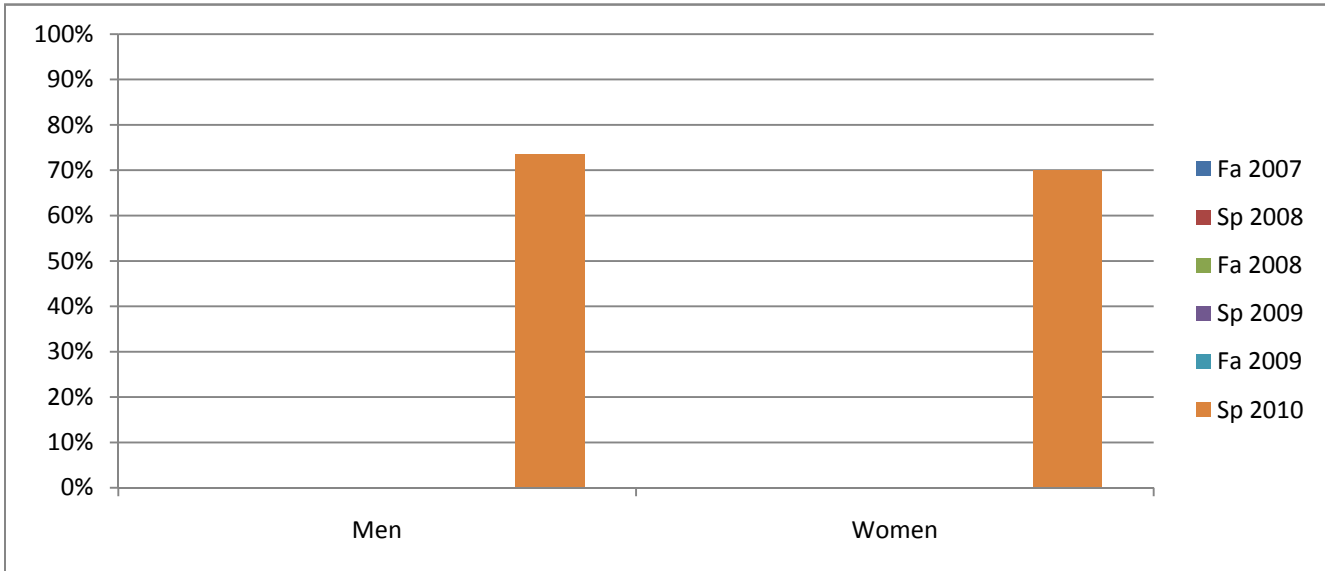


Chabot  
Success, Non-Success, and Withdrawal Rates By Semester  
Course: MTH 15



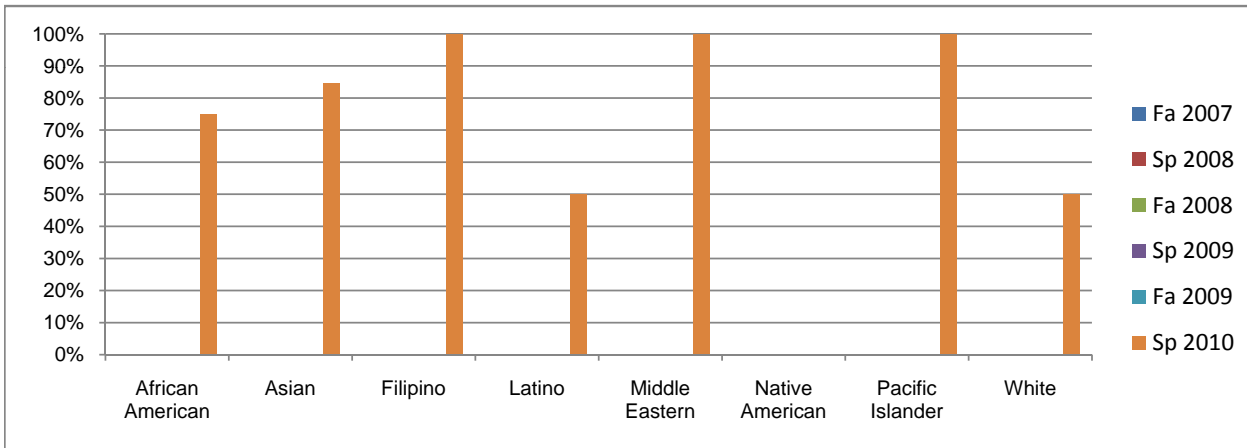
	Fa 2007	Sp 2008	Fa 2008	Sp 2009	Fa 2009	Sp 2010
Success	0%	0%	0%	0%	0%	72%
Non-Success	0%	0%	0%	0%	0%	18%
Withdrawal	0%	0%	0%	0%	0%	10%
Total Percent	0%	0%	0%	0%	0%	100%
Total Enrolled	0	0	0	0	0	39

Chabot  
Success Rates By Gender and Semester  
Course: MTH 15



	Fa 2007	Sp 2008	Fa 2008	Sp 2009	Fa 2009	Sp 2010
<b>Men</b>						
Success	0%	0%	0%	0%	0%	74%
Non-Success	0%	0%	0%	0%	0%	16%
Withdrawal	0%	0%	0%	0%	0%	11%
Total Percent	0%	0%	0%	0%	0%	100%
Total Enrolled	0	0	0	0	0	19
<b>Women</b>						
Success	0%	0%	0%	0%	0%	70%
Non-Success	0%	0%	0%	0%	0%	20%
Withdrawal	0%	0%	0%	0%	0%	10%
Total Percent	0%	0%	0%	0%	0%	100%
Total Enrolled	0	0	0	0	0	20

Chabot  
Success Rates By Ethnicity and Semester  
Course: MTH 15



	Fa 2007	Sp 2008	Fa 2008	Sp 2009	Fa 2009	Sp 2010
<b>African American</b>						
Success	0%	0%	0%	0%	0%	75%
Non-Success	0%	0%	0%	0%	0%	25%
Withdrawal	0%	0%	0%	0%	0%	0%
Total Percent	0%	0%	0%	0%	0%	100%
Total Enrolled	0	0	0	0	0	4
<b>Asian</b>						
Success	0%	0%	0%	0%	0%	85%
Non-Success	0%	0%	0%	0%	0%	0%
Withdrawal	0%	0%	0%	0%	0%	15%
Total Percent	0%	0%	0%	0%	0%	100%
Total Enrolled	0	0	0	0	0	13
<b>Filipino</b>						
Success	0%	0%	0%	0%	0%	100%
Non-Success	0%	0%	0%	0%	0%	0%
Withdrawal	0%	0%	0%	0%	0%	0%
Total Percent	0%	0%	0%	0%	0%	100%
Total Enrolled	0	0	0	0	0	1
<b>Latino</b>						
Success	0%	0%	0%	0%	0%	50%
Non-Success	0%	0%	0%	0%	0%	40%
Withdrawal	0%	0%	0%	0%	0%	10%
Total Percent	0%	0%	0%	0%	0%	100%
Total Enrolled	0	0	0	0	0	10
<b>Middle Eastern</b>						
Success	0%	0%	0%	0%	0%	100%
Non-Success	0%	0%	0%	0%	0%	0%
Withdrawal	0%	0%	0%	0%	0%	0%
Total Percent	0%	0%	0%	0%	0%	100%
Total Enrolled	0	0	0	0	0	1
<b>Native American</b>						
Success	0%	0%	0%	0%	0%	0%
Non-Success	0%	0%	0%	0%	0%	0%
Withdrawal	0%	0%	0%	0%	0%	0%
Total Percent	0%	0%	0%	0%	0%	0%
Total Enrolled	0	0	0	0	0	0
<b>Pacific Islander</b>						
Success	0%	0%	0%	0%	0%	100%
Non-Success	0%	0%	0%	0%	0%	0%
Withdrawal	0%	0%	0%	0%	0%	0%
Total Percent	0%	0%	0%	0%	0%	100%
Total Enrolled	0	0	0	0	0	3
<b>White</b>						
Success	0%	0%	0%	0%	0%	50%
Non-Success	0%	0%	0%	0%	0%	33%
Withdrawal	0%	0%	0%	0%	0%	17%
Total Percent	0%	0%	0%	0%	0%	100%
Total Enrolled	0	0	0	0	0	6