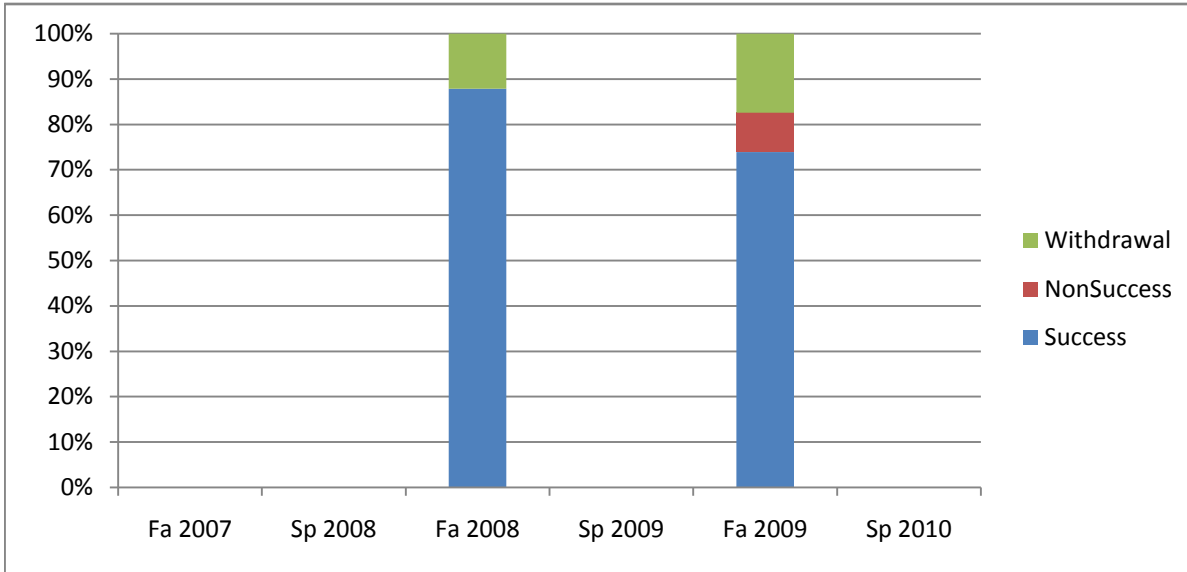
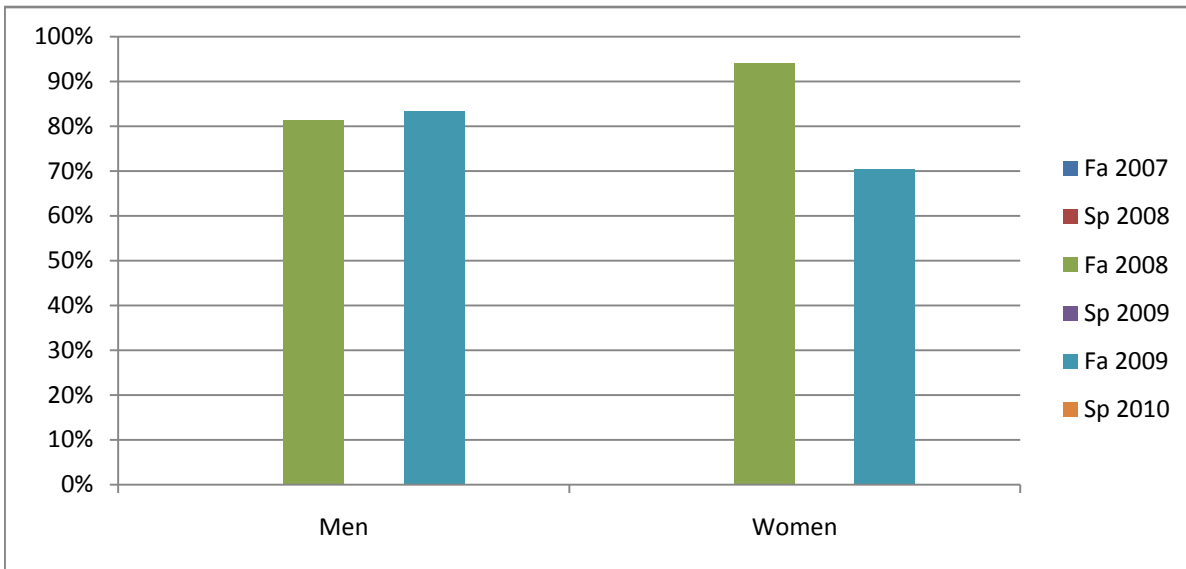


Chabot
Success, Non-Success, and Withdrawal Rates By Semester
Course: ADMJ 79



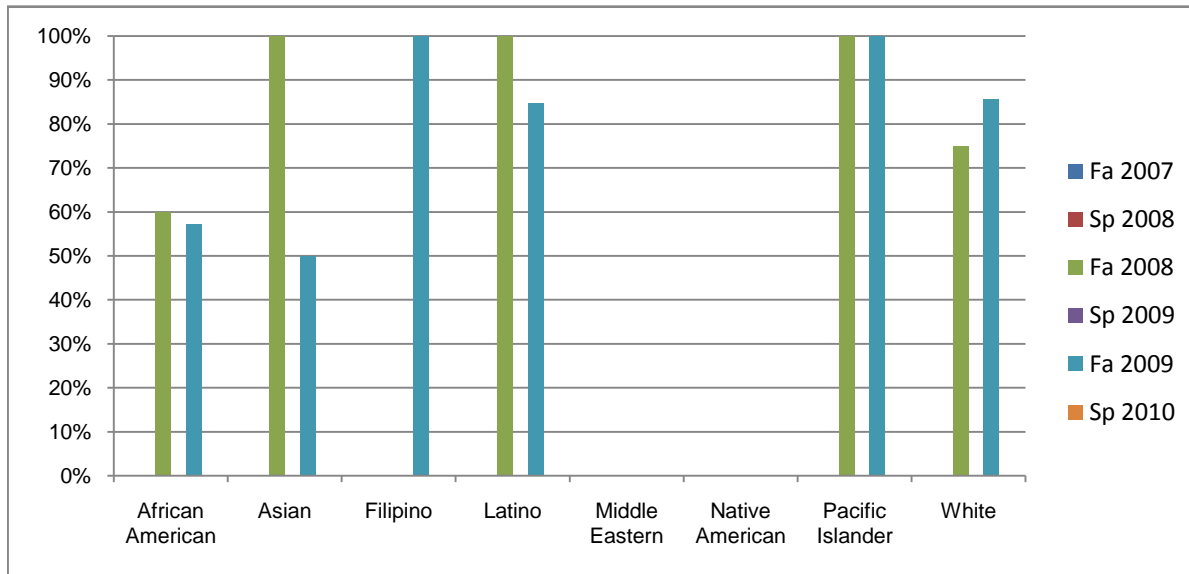
	Fa 2007	Sp 2008	Fa 2008	Sp 2009	Fa 2009	Sp 2010
Success	0%	0%	88%	0%	74%	0%
Non-Success	0%	0%	0%	0%	9%	0%
Withdrawal	0%	0%	12%	0%	17%	0%
Total Percent	0%	0%	100%	0%	100%	0%
Total Enrolled	0	0	33	0	46	0

Chabot
Success Rates By Gender and Semester
Course: ADMJ 79



	Fa 2007	Sp 2008	Fa 2008	Sp 2009	Fa 2009	Sp 2010
Men						
Success	0%	0%	81%	0%	83%	0%
Non-Success	0%	0%	0%	0%	11%	0%
Withdrawal	0%	0%	19%	0%	6%	0%
Total Percent	0%	0%	100%	0%	100%	0%
Total Enrolled	0	0	16	0	18	0
Women						
Success	0%	0%	94%	0%	70%	0%
Non-Success	0%	0%	0%	0%	4%	0%
Withdrawal	0%	0%	6%	0%	26%	0%
Total Percent	0%	0%	100%	0%	100%	0%
Total Enrolled	0	0	17	0	27	0

Chabot
Success Rates By Ethnicity and Semester
Course: ADMJ 79



	Fa 2007	Sp 2008	Fa 2008	Sp 2009	Fa 2009	Sp 2010
African American						
Success	0%	0%	60%	0%	57%	0%
Non-Success	0%	0%	0%	0%	7%	0%
Withdrawal	0%	0%	40%	0%	36%	0%
Total Percent	0%	0%	100%	0%	100%	0%
Total Enrolled	0	0	5	0	14	0
Asian						
Success	0%	0%	100%	0%	50%	0%
Non-Success	0%	0%	0%	0%	0%	0%
Withdrawal	0%	0%	0%	0%	50%	0%
Total Percent	0%	0%	100%	0%	100%	0%
Total Enrolled	0	0	4	0	2	0
Filipino						
Success	0%	0%	0%	0%	100%	0%
Non-Success	0%	0%	0%	0%	0%	0%
Withdrawal	0%	0%	0%	0%	0%	0%
Total Percent	0%	0%	0%	0%	100%	0%
Total Enrolled	0	0	0	0	3	0
Latino						
Success	0%	0%	100%	0%	85%	0%
Non-Success	0%	0%	0%	0%	8%	0%
Withdrawal	0%	0%	0%	0%	8%	0%
Total Percent	0%	0%	100%	0%	100%	0%
Total Enrolled	0	0	12	0	13	0
Middle Eastern						
Success	0%	0%	0%	0%	0%	0%
Non-Success	0%	0%	0%	0%	0%	0%
Withdrawal	0%	0%	0%	0%	0%	0%

Total Percent	0%	0%	0%	0%	0%	0%
Total Enrolled	0	0	0	0	0	0
Native American						
Success	0%	0%	0%	0%	0%	0%
Non-Success	0%	0%	0%	0%	0%	0%
Withdrawal	0%	0%	0%	0%	0%	0%
Total Percent	0%	0%	0%	0%	0%	0%
Total Enrolled	0	0	0	0	0	0
Pacific Islander						
Success	0%	0%	100%	0%	100%	0%
Non-Success	0%	0%	0%	0%	0%	0%
Withdrawal	0%	0%	0%	0%	0%	0%
Total Percent	0%	0%	100%	0%	100%	0%
Total Enrolled	0	0	2	0	2	0
White						
Success	0%	0%	75%	0%	86%	0%
Non-Success	0%	0%	0%	0%	0%	0%
Withdrawal	0%	0%	25%	0%	14%	0%
Total Percent	0%	0%	100%	0%	100%	0%
Total Enrolled	0	0	8	0	7	0