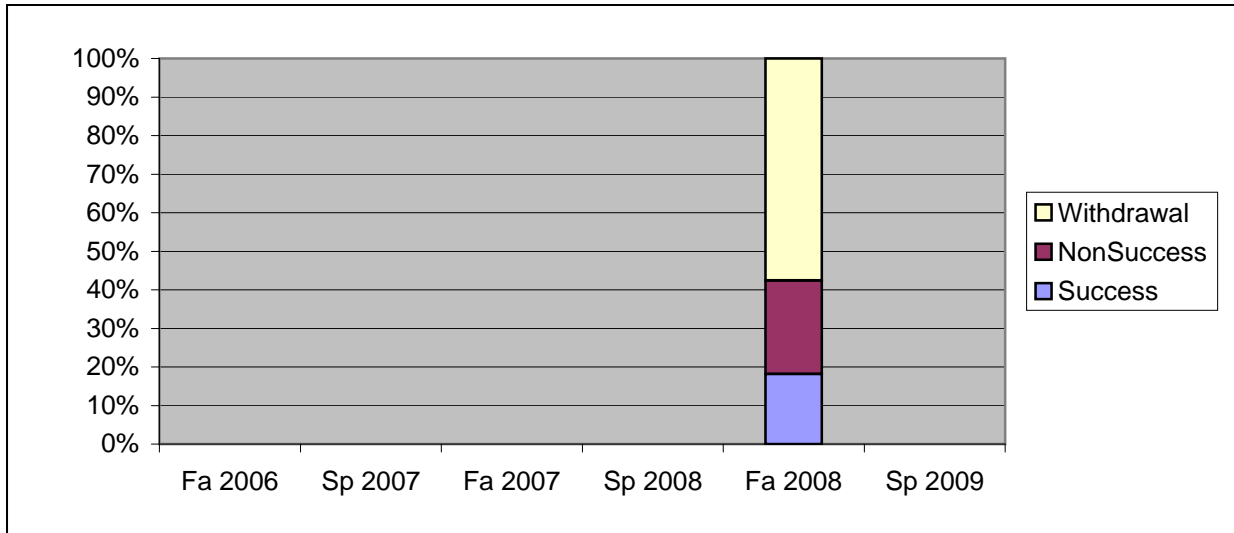
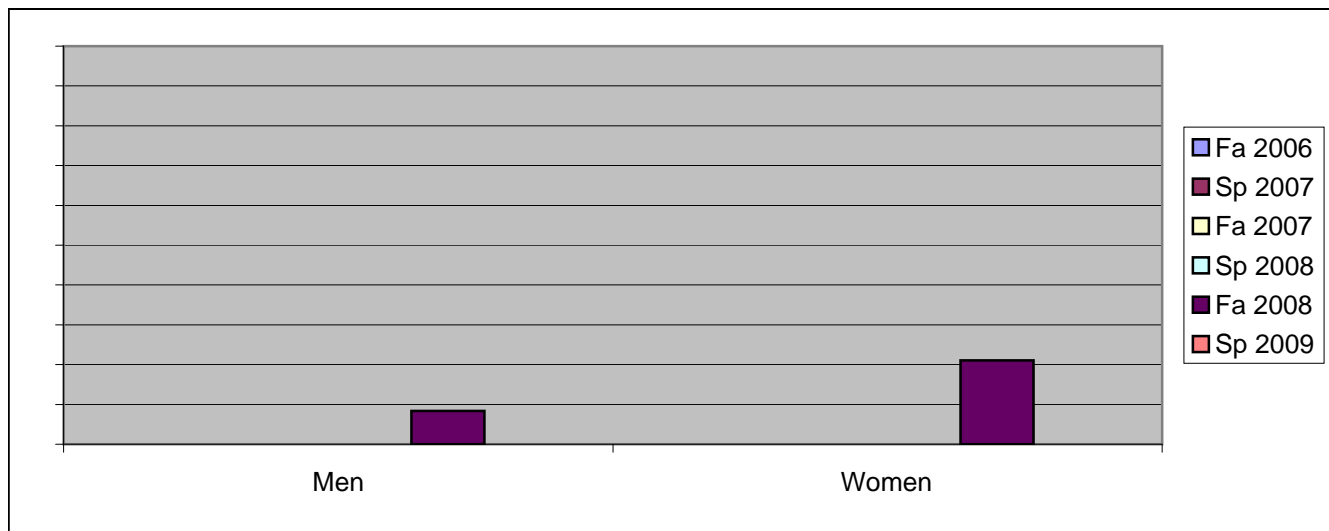


Chabot
Success, Non-Success, and Withdrawal Rates By Semester
Course: ANTH 12



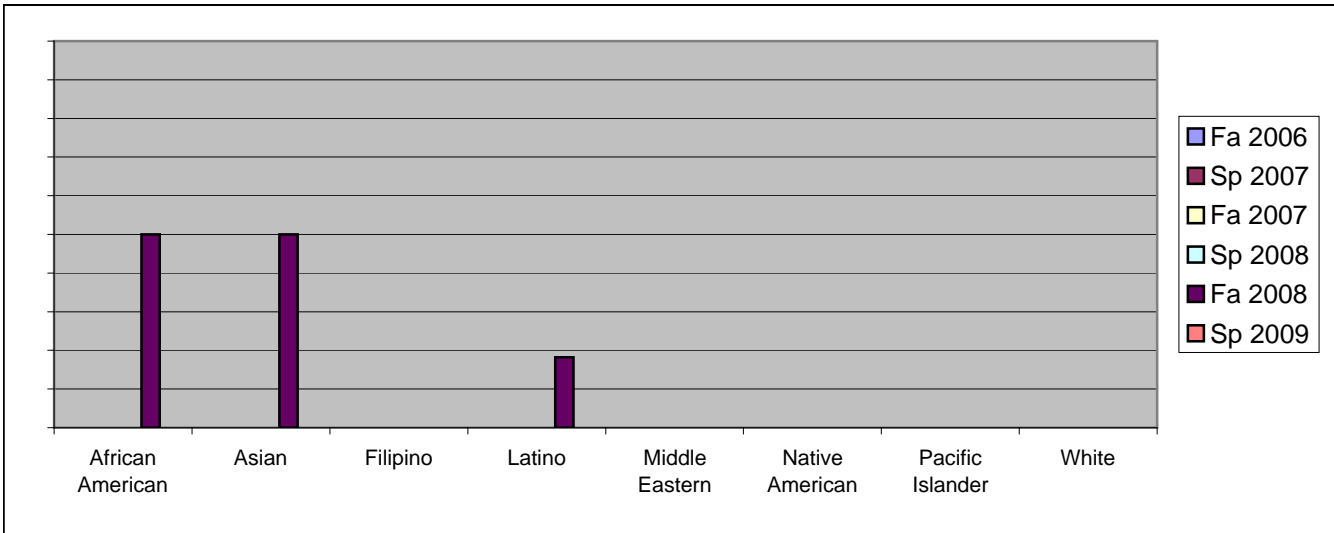
	Fa 2006	Sp 2007	Fa 2007	Sp 2008	Fa 2008	Sp 2009
Success	0%	0%	0%	0%	18%	0%
Non-Success	0%	0%	0%	0%	24%	0%
Withdrawal	0%	0%	0%	0%	58%	0%
Total Percent	0%	0%	0%	0%	100%	0%
Total Enrolled	0	0	0	0	33	0

Chabot
Success Rates By Gender and Semester
Course: ANTH 12



	Fa 2006	Sp 2007	Fa 2007	Sp 2008	Fa 2008	Sp 2009
Men						
Success	0%	0%	0%	0%	8%	0%
Non-Success	0%	0%	0%	0%	25%	0%
Withdrawal	0%	0%	0%	0%	67%	0%
Total Percent	0%	0%	0%	0%	100%	0%
Total Enrolled	0	0	0	0	12	0
Women						
Success	0%	0%	0%	0%	21%	0%
Non-Success	0%	0%	0%	0%	21%	0%
Withdrawal	0%	0%	0%	0%	58%	0%
Total Percent	0%	0%	0%	0%	100%	0%
Total Enrolled	0	0	0	0	19	0

Chabot
Success Rates By Ethnicity and Semester
Course: ANTH 12



	Fa 2006	Sp 2007	Fa 2007	Sp 2008	Fa 2008	Sp 2009
African American						
Success	0%	0%	0%	0%	50%	0%
Non-Success	0%	0%	0%	0%	0%	0%
Withdrawal	0%	0%	0%	0%	50%	0%
Total Percent	0%	0%	0%	0%	100%	0%
Total Enrolled	0	0	0	0	2	0
Asian						
Success	0%	0%	0%	0%	50%	0%
Non-Success	0%	0%	0%	0%	50%	0%
Withdrawal	0%	0%	0%	0%	0%	0%
Total Percent	0%	0%	0%	0%	100%	0%
Total Enrolled	0	0	0	0	2	0
Filipino						
Success	0%	0%	0%	0%	0%	0%
Non-Success	0%	0%	0%	0%	100%	0%
Withdrawal	0%	0%	0%	0%	0%	0%
Total Percent	0%	0%	0%	0%	100%	0%
Total Enrolled	0	0	0	0	3	0
Latino						
Success	0%	0%	0%	0%	18%	0%
Non-Success	0%	0%	0%	0%	9%	0%
Withdrawal	0%	0%	0%	0%	73%	0%
Total Percent	0%	0%	0%	0%	100%	0%
Total Enrolled	0	0	0	0	11	0
Middle Eastern						
Success	0%	0%	0%	0%	0%	0%
Non-Success	0%	0%	0%	0%	0%	0%
Withdrawal	0%	0%	0%	0%	0%	0%
Total Percent	0%	0%	0%	0%	0%	0%
Total Enrolled	0	0	0	0	0	0
Native American						
Success	0%	0%	0%	0%	0%	0%
Non-Success	0%	0%	0%	0%	0%	0%
Withdrawal	0%	0%	0%	0%	0%	0%

	Total Percent	0%	0%	0%	0%	0%	0%
	Total Enrolled	0	0	0	0	0	0
Pacific Islander							
	Success	0%	0%	0%	0%	0%	0%
	Non-Success	0%	0%	0%	0%	0%	0%
	Withdrawal	0%	0%	0%	0%	100%	0%
	Total Percent	0%	0%	0%	0%	100%	0%
	Total Enrolled	0	0	0	0	1	0
White							
	Success	0%	0%	0%	0%	0%	0%
	Non-Success	0%	0%	0%	0%	17%	0%
	Withdrawal	0%	0%	0%	0%	83%	0%
	Total Percent	0%	0%	0%	0%	100%	0%
	Total Enrolled	0	0	0	0	6	0