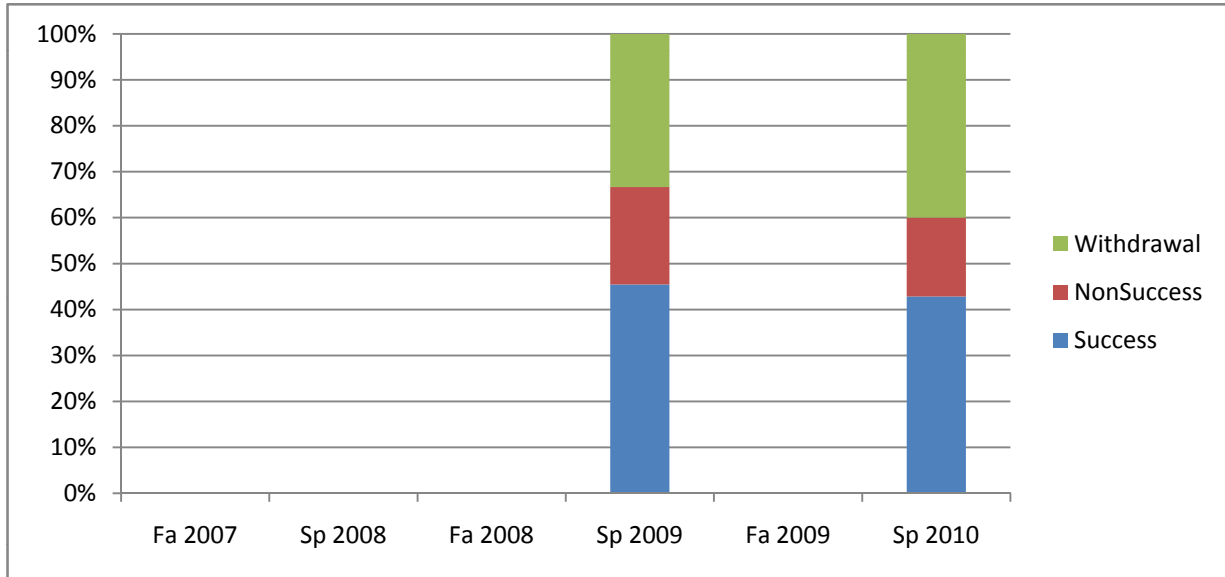
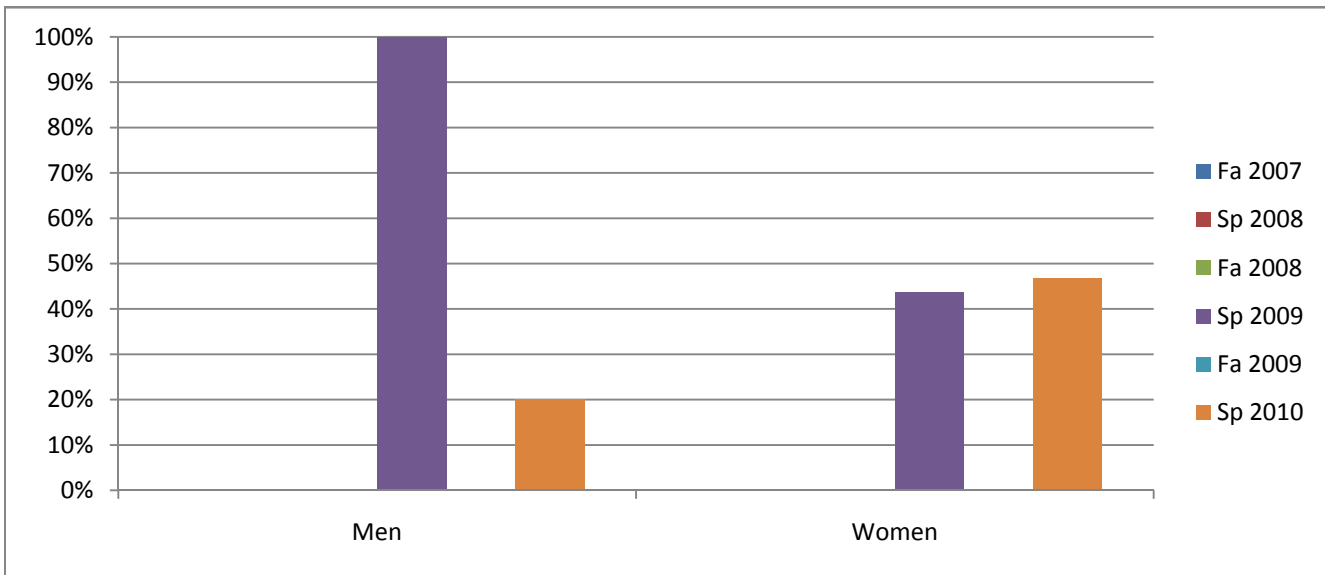


Chabot
Success, Non-Success, and Withdrawal Rates By Semester
Course: ECD 59



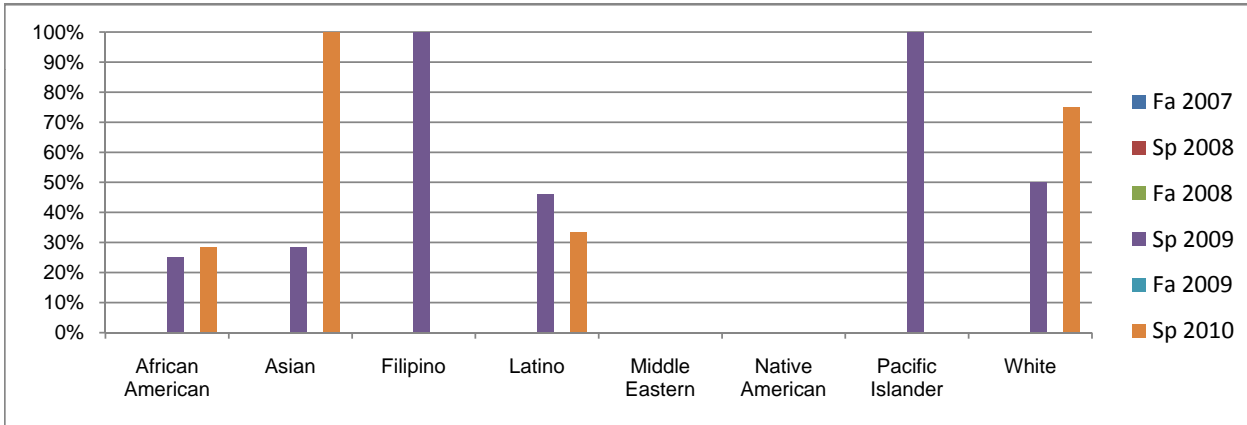
	Fa 2007	Sp 2008	Fa 2008	Sp 2009	Fa 2009	Sp 2010
Success	0%	0%	0%	45%	0%	43%
Non-Success	0%	0%	0%	21%	0%	17%
Withdrawal	0%	0%	0%	33%	0%	40%
Total Percent	0%	0%	0%	100%	0%	100%
Total Enrolled	0	0	0	33	0	35

Chabot
Success Rates By Gender and Semester
Course: ECD 59



	Fa 2007	Sp 2008	Fa 2008	Sp 2009	Fa 2009	Sp 2010
Men						
Success	0%	0%	0%	100%	0%	20%
Non-Success	0%	0%	0%	0%	0%	0%
Withdrawal	0%	0%	0%	0%	0%	80%
Total Percent	0%	0%	0%	100%	0%	100%
Total Enrolled	0	0	0	1	0	5
Women						
Success	0%	0%	0%	44%	0%	47%
Non-Success	0%	0%	0%	22%	0%	20%
Withdrawal	0%	0%	0%	34%	0%	33%
Total Percent	0%	0%	0%	100%	0%	100%
Total Enrolled	0	0	0	32	0	30

Chabot
Success Rates By Ethnicity and Semester
Course: ECD 59



	Fa 2007	Sp 2008	Fa 2008	Sp 2009	Fa 2009	Sp 2010
African American						
Success	0%	0%	0%	25%	0%	29%
Non-Success	0%	0%	0%	25%	0%	43%
Withdrawal	0%	0%	0%	50%	0%	29%
Total Percent	0%	0%	0%	100%	0%	100%
Total Enrolled	0	0	0	4	0	7
Asian						
Success	0%	0%	0%	29%	0%	100%
Non-Success	0%	0%	0%	43%	0%	0%
Withdrawal	0%	0%	0%	29%	0%	0%
Total Percent	0%	0%	0%	100%	0%	100%
Total Enrolled	0	0	0	7	0	3
Filipino						
Success	0%	0%	0%	100%	0%	0%
Non-Success	0%	0%	0%	0%	0%	33%
Withdrawal	0%	0%	0%	0%	0%	67%
Total Percent	0%	0%	0%	100%	0%	100%
Total Enrolled	0	0	0	2	0	3
Latino						
Success	0%	0%	0%	46%	0%	33%
Non-Success	0%	0%	0%	23%	0%	11%
Withdrawal	0%	0%	0%	31%	0%	56%
Total Percent	0%	0%	0%	100%	0%	100%
Total Enrolled	0	0	0	13	0	9
Middle Eastern						
Success	0%	0%	0%	0%	0%	0%
Non-Success	0%	0%	0%	0%	0%	0%
Withdrawal	0%	0%	0%	0%	0%	100%
Total Percent	0%	0%	0%	0%	0%	100%
Total Enrolled	0	0	0	0	0	1
Native American						
Success	0%	0%	0%	0%	0%	0%
Non-Success	0%	0%	0%	0%	0%	0%
Withdrawal	0%	0%	0%	0%	0%	0%
Total Percent	0%	0%	0%	0%	0%	0%
Total Enrolled	0	0	0	0	0	0
Pacific Islander						
Success	0%	0%	0%	100%	0%	0%
Non-Success	0%	0%	0%	0%	0%	0%
Withdrawal	0%	0%	0%	0%	0%	0%
Total Percent	0%	0%	0%	100%	0%	0%
Total Enrolled	0	0	0	1	0	0
White						
Success	0%	0%	0%	50%	0%	75%
Non-Success	0%	0%	0%	0%	0%	0%
Withdrawal	0%	0%	0%	50%	0%	25%
Total Percent	0%	0%	0%	100%	0%	100%
Total Enrolled	0	0	0	4	0	8