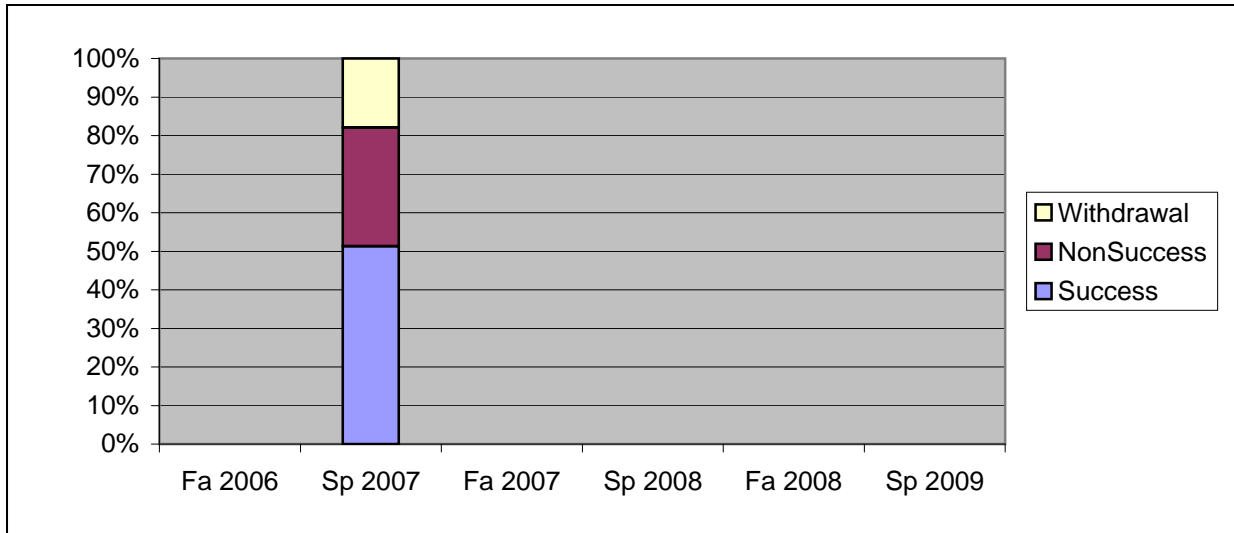
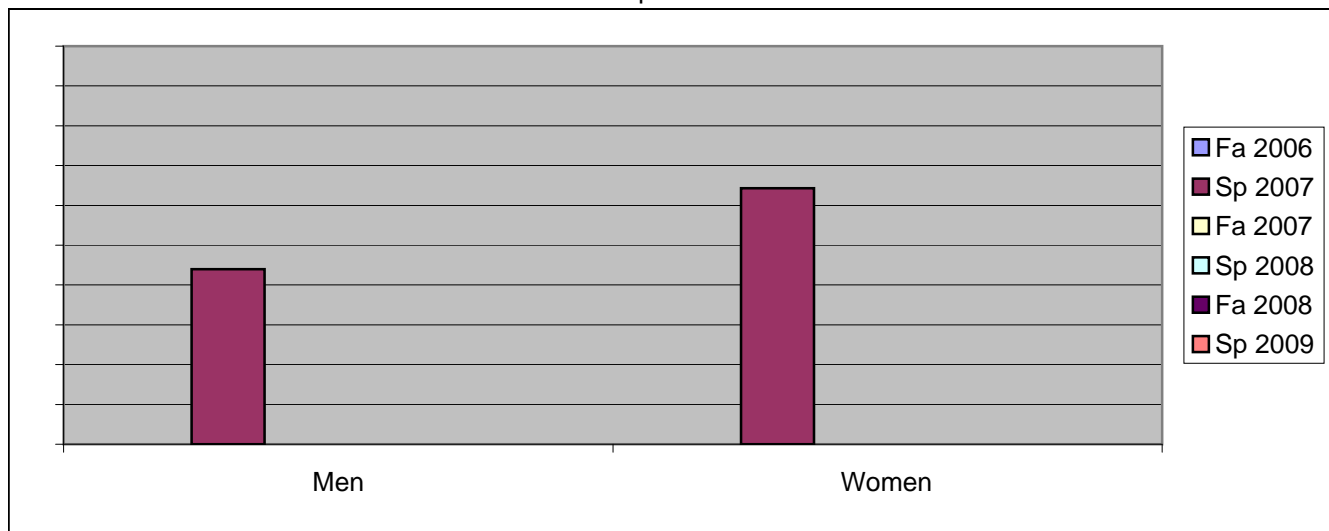


Chabot
Success, Non-Success, and Withdrawal Rates By Semester
Discipline: GEOL



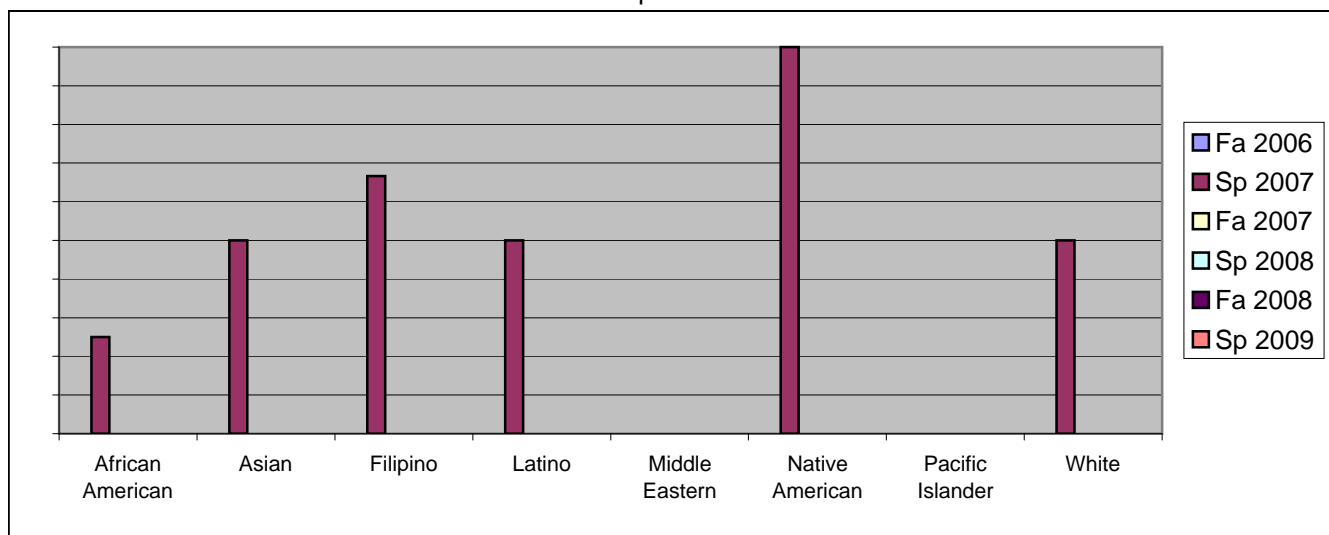
	Fa 2006	Sp 2007	Fa 2007	Sp 2008	Fa 2008	Sp 2009
Success	0%	51%	0%	0%	0%	0%
Non-Success	0%	31%	0%	0%	0%	0%
Withdrawal	0%	18%	0%	0%	0%	0%
Total Percent	0%	100%	0%	0%	0%	0%
Total Enrolled	0	39	0	0	0	0

Chabot
Success Rates By Gender and Semester
Discipline: GEOL



	Fa 2006	Sp 2007	Fa 2007	Sp 2008	Fa 2008	Sp 2009
Men						
Success	0%	44%	0%	0%	0%	0%
Non-Success	0%	28%	0%	0%	0%	0%
Withdrawal	0%	28%	0%	0%	0%	0%
Total Percent	0%	100%	0%	0%	0%	0%
Total Enrolled	0	25	0	0	0	0
Women						
Success	0%	64%	0%	0%	0%	0%
Non-Success	0%	36%	0%	0%	0%	0%
Withdrawal	0%	0%	0%	0%	0%	0%
Total Percent	0%	100%	0%	0%	0%	0%
Total Enrolled	0	14	0	0	0	0

Chabot
Success Rates By Ethnicity and Semester
Discipline: GEOL



	Fa 2006	Sp 2007	Fa 2007	Sp 2008	Fa 2008	Sp 2009
African American						
Success	0%	25%	0%	0%	0%	0%
Non-Success	0%	75%	0%	0%	0%	0%
Withdrawal	0%	0%	0%	0%	0%	0%
Total Percent	0%	100%	0%	0%	0%	0%
Total Enrolled	0	4	0	0	0	0
Asian						
Success	0%	50%	0%	0%	0%	0%
Non-Success	0%	30%	0%	0%	0%	0%
Withdrawal	0%	20%	0%	0%	0%	0%
Total Percent	0%	100%	0%	0%	0%	0%
Total Enrolled	0	10	0	0	0	0
Filipino						
Success	0%	67%	0%	0%	0%	0%
Non-Success	0%	17%	0%	0%	0%	0%
Withdrawal	0%	17%	0%	0%	0%	0%
Total Percent	0%	100%	0%	0%	0%	0%
Total Enrolled	0	6	0	0	0	0
Latino						
Success	0%	50%	0%	0%	0%	0%
Non-Success	0%	25%	0%	0%	0%	0%
Withdrawal	0%	25%	0%	0%	0%	0%
Total Percent	0%	100%	0%	0%	0%	0%
Total Enrolled	0	4	0	0	0	0
Middle Eastern						
Success	0%	0%	0%	0%	0%	0%
Non-Success	0%	0%	0%	0%	0%	0%
Withdrawal	0%	0%	0%	0%	0%	0%
Total Percent	0%	0%	0%	0%	0%	0%
Total Enrolled	0	0	0	0	0	0
Native American						
Success	0%	100%	0%	0%	0%	0%
Non-Success	0%	0%	0%	0%	0%	0%
Withdrawal	0%	0%	0%	0%	0%	0%

	Total Percent	0%	100%	0%	0%	0%	0%
	Total Enrolled	0	1	0	0	0	0
Pacific Islander							
	Success	0%	0%	0%	0%	0%	0%
	Non-Success	0%	100%	0%	0%	0%	0%
	Withdrawal	0%	0%	0%	0%	0%	0%
	Total Percent	0%	100%	0%	0%	0%	0%
	Total Enrolled	0	2	0	0	0	0
White							
	Success	0%	50%	0%	0%	0%	0%
	Non-Success	0%	0%	0%	0%	0%	0%
	Withdrawal	0%	50%	0%	0%	0%	0%
	Total Percent	0%	100%	0%	0%	0%	0%
	Total Enrolled	0	6	0	0	0	0