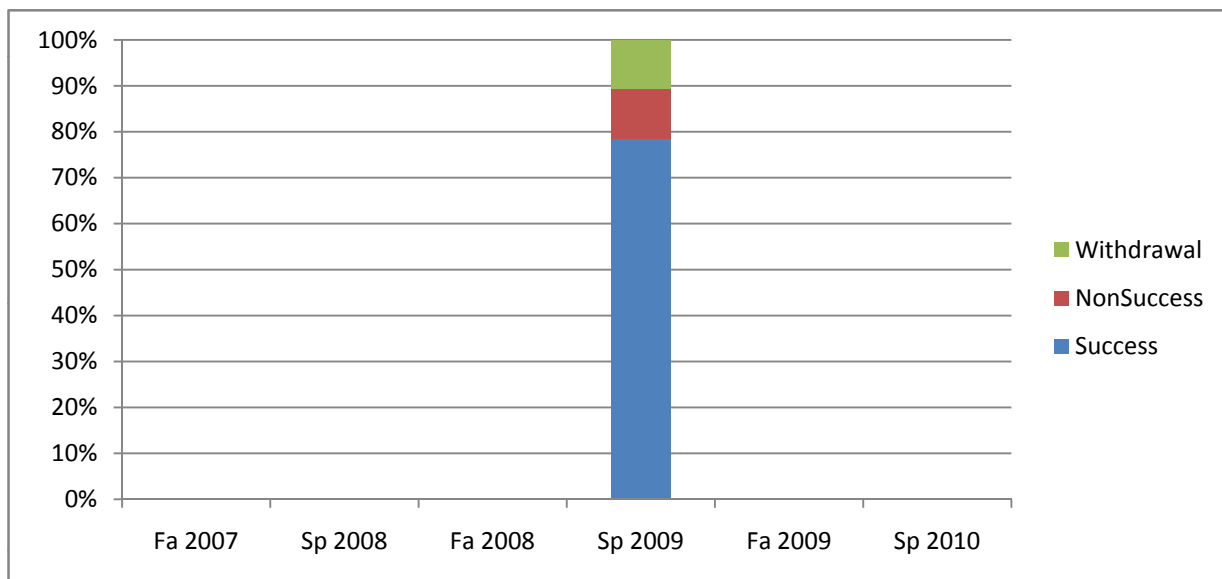
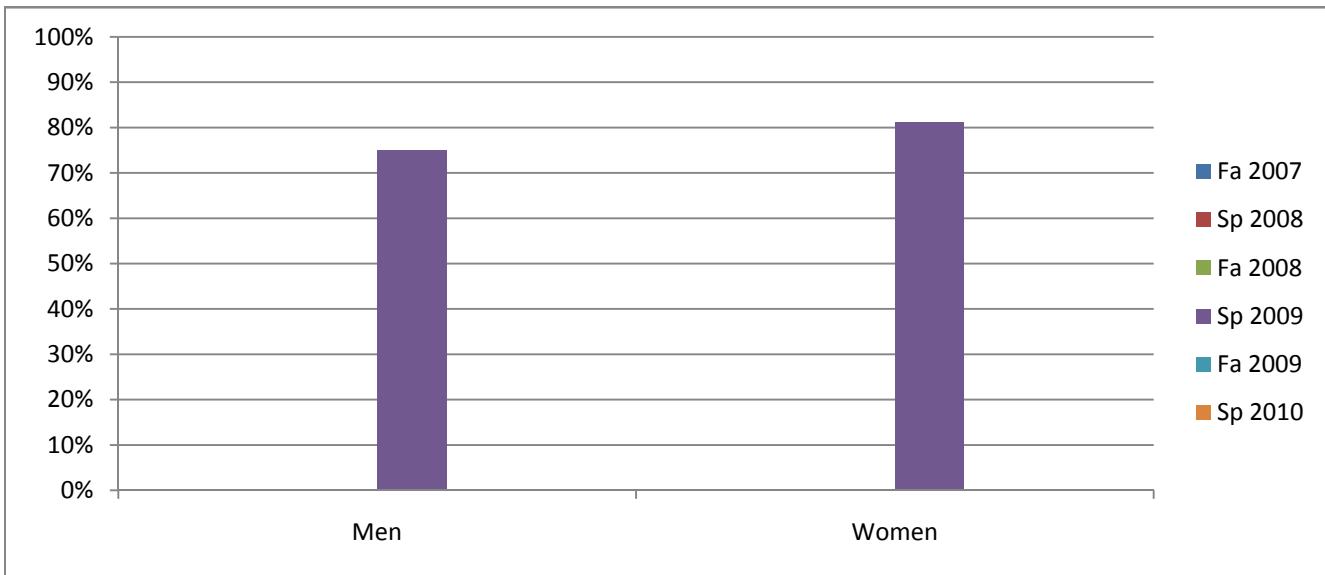


Chabot  
Success, Non-Success, and Withdrawal Rates By Semester  
Course: HIS 44



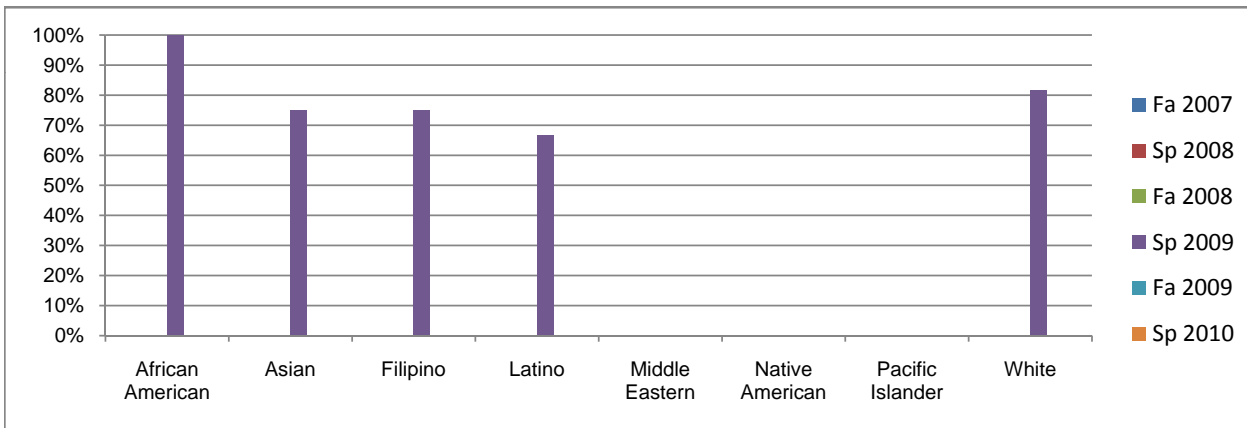
	Fa 2007	Sp 2008	Fa 2008	Sp 2009	Fa 2009	Sp 2010
Success	0%	0%	0%	79%	0%	0%
Non-Success	0%	0%	0%	11%	0%	0%
Withdrawal	0%	0%	0%	11%	0%	0%
Total Percent	0%	0%	0%	100%	0%	0%
Total Enrolled	<b>0</b>	<b>0</b>	<b>0</b>	<b>28</b>	<b>0</b>	<b>0</b>

Chabot  
Success Rates By Gender and Semester  
Course: HIS 44



	Fa 2007	Sp 2008	Fa 2008	Sp 2009	Fa 2009	Sp 2010
<b>Men</b>						
Success	0%	0%	0%	75%	0%	0%
Non-Success	0%	0%	0%	17%	0%	0%
Withdrawal	0%	0%	0%	8%	0%	0%
Total Percent	0%	0%	0%	100%	0%	0%
Total Enrolled	0	0	0	12	0	0
<b>Women</b>						
Success	0%	0%	0%	81%	0%	0%
Non-Success	0%	0%	0%	6%	0%	0%
Withdrawal	0%	0%	0%	13%	0%	0%
Total Percent	0%	0%	0%	100%	0%	0%
Total Enrolled	0	0	0	16	0	0

Chabot  
Success Rates By Ethnicity and Semester  
Course: HIS 44



	Fa 2007	Sp 2008	Fa 2008	Sp 2009	Fa 2009	Sp 2010
<b>African American</b>						
Success	0%	0%	0%	100%	0%	0%
Non-Success	0%	0%	0%	0%	0%	0%
Withdrawal	0%	0%	0%	0%	0%	0%
Total Percent	0%	0%	0%	100%	0%	0%
Total Enrolled	0	0	0	1	0	0
<b>Asian</b>						
Success	0%	0%	0%	75%	0%	0%
Non-Success	0%	0%	0%	25%	0%	0%
Withdrawal	0%	0%	0%	0%	0%	0%
Total Percent	0%	0%	0%	100%	0%	0%
Total Enrolled	0	0	0	4	0	0
<b>Filipino</b>						
Success	0%	0%	0%	75%	0%	0%
Non-Success	0%	0%	0%	25%	0%	0%
Withdrawal	0%	0%	0%	0%	0%	0%
Total Percent	0%	0%	0%	100%	0%	0%
Total Enrolled	0	0	0	4	0	0
<b>Latino</b>						
Success	0%	0%	0%	67%	0%	0%
Non-Success	0%	0%	0%	17%	0%	0%
Withdrawal	0%	0%	0%	17%	0%	0%
Total Percent	0%	0%	0%	100%	0%	0%
Total Enrolled	0	0	0	6	0	0
<b>Middle Eastern</b>						
Success	0%	0%	0%	0%	0%	0%
Non-Success	0%	0%	0%	0%	0%	0%
Withdrawal	0%	0%	0%	0%	0%	0%
Total Percent	0%	0%	0%	0%	0%	0%
Total Enrolled	0	0	0	0	0	0
<b>Native American</b>						
Success	0%	0%	0%	0%	0%	0%
Non-Success	0%	0%	0%	0%	0%	0%
Withdrawal	0%	0%	0%	0%	0%	0%
Total Percent	0%	0%	0%	0%	0%	0%
Total Enrolled	0	0	0	0	0	0
<b>Pacific Islander</b>						
Success	0%	0%	0%	0%	0%	0%
Non-Success	0%	0%	0%	0%	0%	0%
Withdrawal	0%	0%	0%	0%	0%	0%
Total Percent	0%	0%	0%	0%	0%	0%
Total Enrolled	0	0	0	0	0	0
<b>White</b>						
Success	0%	0%	0%	82%	0%	0%
Non-Success	0%	0%	0%	0%	0%	0%
Withdrawal	0%	0%	0%	18%	0%	0%
Total Percent	0%	0%	0%	100%	0%	0%
Total Enrolled	0	0	0	11	0	0