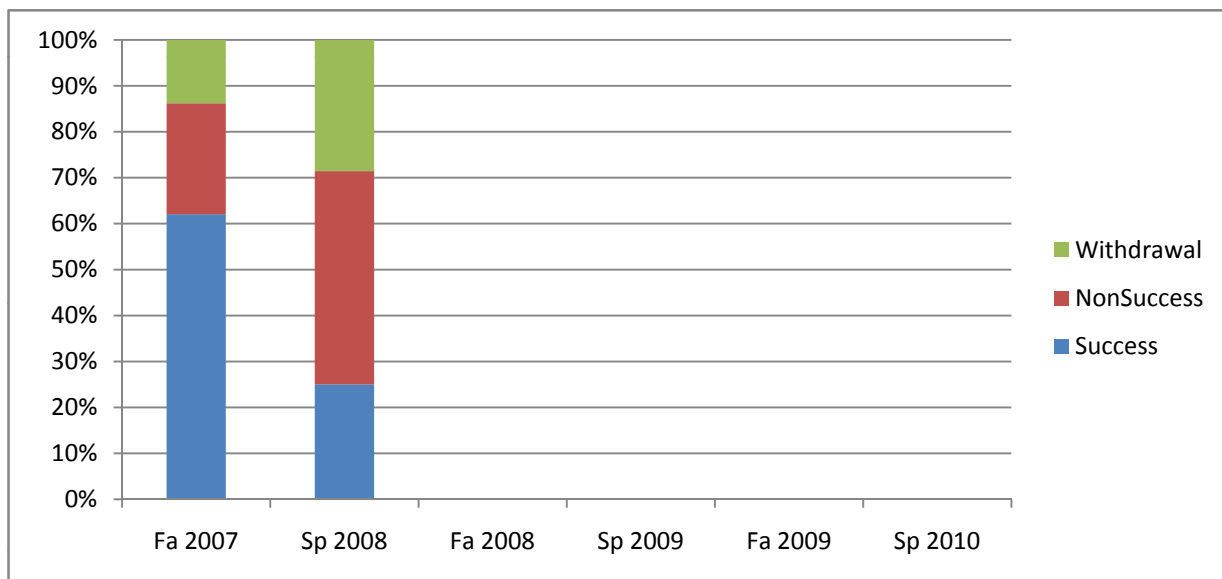
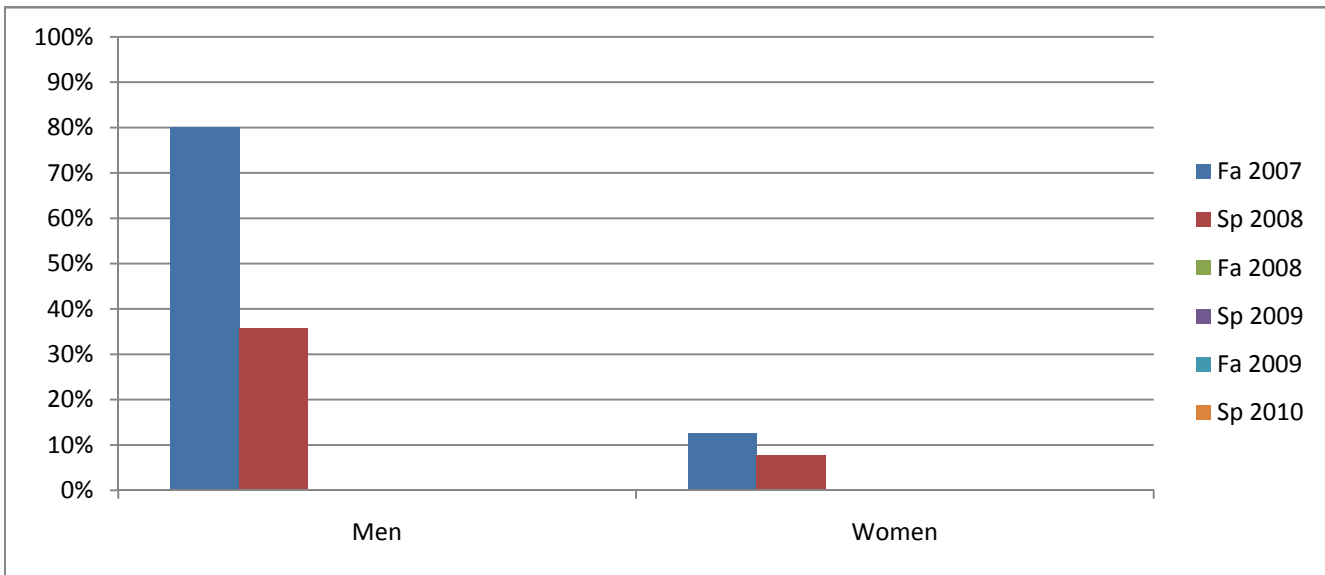


Chabot
Success, Non-Success, and Withdrawal Rates By Semester
Course: HIS 5



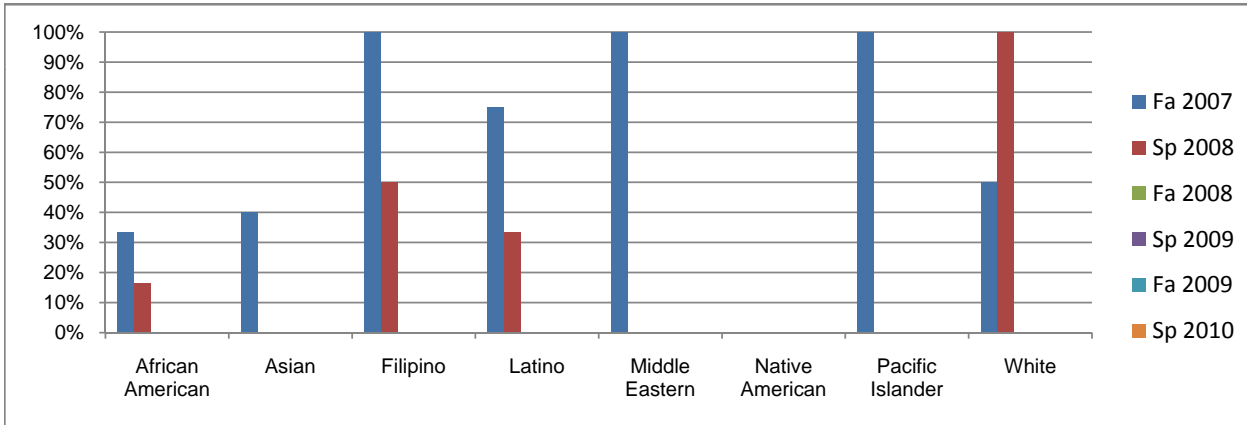
	Fa 2007	Sp 2008	Fa 2008	Sp 2009	Fa 2009	Sp 2010
Success	62%	25%	0%	0%	0%	0%
Non-Success	24%	46%	0%	0%	0%	0%
Withdrawal	14%	29%	0%	0%	0%	0%
Total Percent	100%	100%	0%	0%	0%	0%
Total Enrolled	29	28	0	0	0	0

Chabot
Success Rates By Gender and Semester
Course: HIS 5



	Fa 2007	Sp 2008	Fa 2008	Sp 2009	Fa 2009	Sp 2010
Men						
Success	80%	36%	0%	0%	0%	0%
Non-Success	15%	43%	0%	0%	0%	0%
Withdrawal	5%	21%	0%	0%	0%	0%
Total Percent	100%	100%	0%	0%	0%	0%
Total Enrolled	20	14	0	0	0	0
Women						
Success	13%	8%	0%	0%	0%	0%
Non-Success	50%	54%	0%	0%	0%	0%
Withdrawal	38%	38%	0%	0%	0%	0%
Total Percent	100%	100%	0%	0%	0%	0%
Total Enrolled	8	13	0	0	0	0

Chabot
Success Rates By Ethnicity and Semester
Course: HIS 5



	Fa 2007	Sp 2008	Fa 2008	Sp 2009	Fa 2009	Sp 2010
African American						
Success	33%	17%	0%	0%	0%	0%
Non-Success	50%	67%	0%	0%	0%	0%
Withdrawal	17%	17%	0%	0%	0%	0%
Total Percent	100%	100%	0%	0%	0%	0%
Total Enrolled	6	6	0	0	0	0
Asian						
Success	40%	0%	0%	0%	0%	0%
Non-Success	60%	57%	0%	0%	0%	0%
Withdrawal	0%	43%	0%	0%	0%	0%
Total Percent	100%	100%	0%	0%	0%	0%
Total Enrolled	5	7	0	0	0	0
Filipino						
Success	100%	50%	0%	0%	0%	0%
Non-Success	0%	0%	0%	0%	0%	0%
Withdrawal	0%	50%	0%	0%	0%	0%
Total Percent	100%	100%	0%	0%	0%	0%
Total Enrolled	1	2	0	0	0	0
Latino						
Success	75%	33%	0%	0%	0%	0%
Non-Success	0%	33%	0%	0%	0%	0%
Withdrawal	25%	33%	0%	0%	0%	0%
Total Percent	100%	100%	0%	0%	0%	0%
Total Enrolled	4	6	0	0	0	0
Middle Eastern						
Success	100%	0%	0%	0%	0%	0%
Non-Success	0%	0%	0%	0%	0%	0%
Withdrawal	0%	0%	0%	0%	0%	0%
Total Percent	100%	0%	0%	0%	0%	0%
Total Enrolled	1	0	0	0	0	0
Native American						
Success	0%	0%	0%	0%	0%	0%
Non-Success	0%	0%	0%	0%	0%	0%
Withdrawal	0%	0%	0%	0%	0%	0%
Total Percent	0%	0%	0%	0%	0%	0%
Total Enrolled	0	0	0	0	0	0
Pacific Islander						
Success	100%	0%	0%	0%	0%	0%
Non-Success	0%	100%	0%	0%	0%	0%
Withdrawal	0%	0%	0%	0%	0%	0%
Total Percent	100%	100%	0%	0%	0%	0%
Total Enrolled	2	1	0	0	0	0
White						
Success	50%	100%	0%	0%	0%	0%
Non-Success	25%	0%	0%	0%	0%	0%
Withdrawal	25%	0%	0%	0%	0%	0%
Total Percent	100%	100%	0%	0%	0%	0%
Total Enrolled	4	1	0	0	0	0