

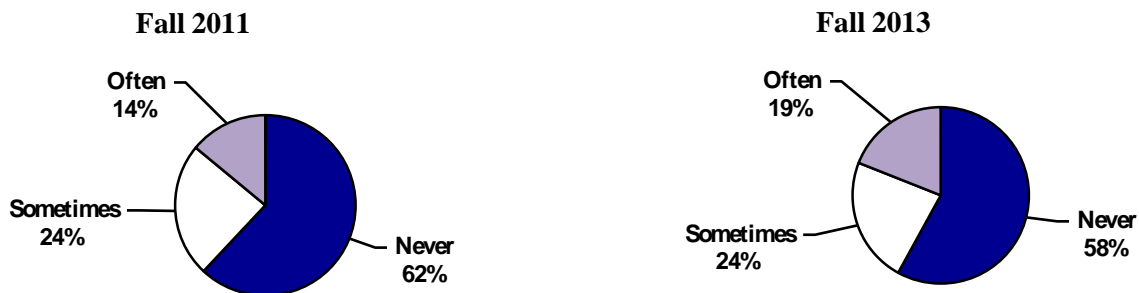
# Chabot College Student Satisfaction Survey Fall 2011 vs Fall 2013 Highlights

## Involvement in Extra-curricular Activities


Over one quarter to over one third of Chabot students participated often or sometimes in student clubs, ASCC, or Athletics, volunteered in a community organization, or tutored other students in Fall 2011 or 2013. The core group of Chabot students who kept these activities going are the solid 15-16 percent who often participated in clubs, ASCC or Athletics, the 14-19 percent who often volunteered in the community, and the 11-13 percent who often tutored other students. Participation in student activities and volunteering both increased between 2011 and 2013.

The Student Satisfaction Survey conducted in October 2011 was a representative sample of 68 classes. Surveys were completed by 1,597 students (59% full-time; 41% part-time). The Student Accreditation Survey conducted in October 2013 was a representative sample of 77 on-campus course sections and was completed by 1,720 students (57% full time and 43% part time).


### Volunteered in a Community Organization



### Tutored or Taught Other Students



### Participated in Student Clubs, ASCC, or Athletics



NOTE: All percentages have a margin of error of 2 percentage points