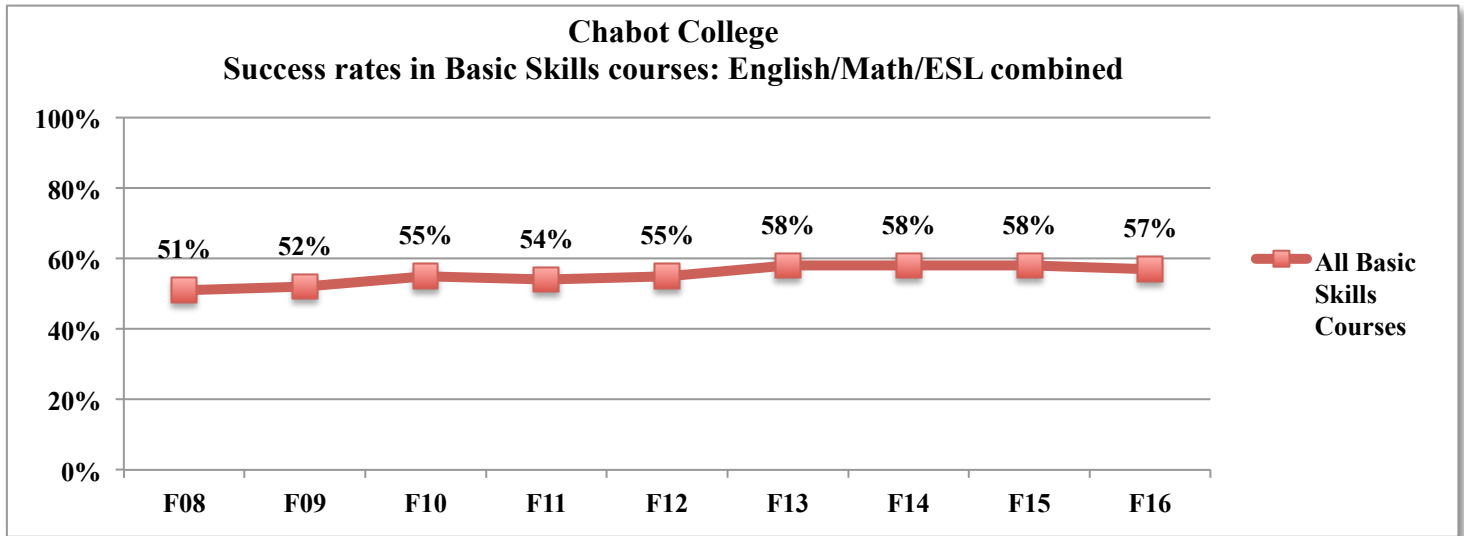


**Chabot College**  
**Progress in Basic Skills as of Fall 2016**  
The Latest Institutional Research Basic Skills Overall Data

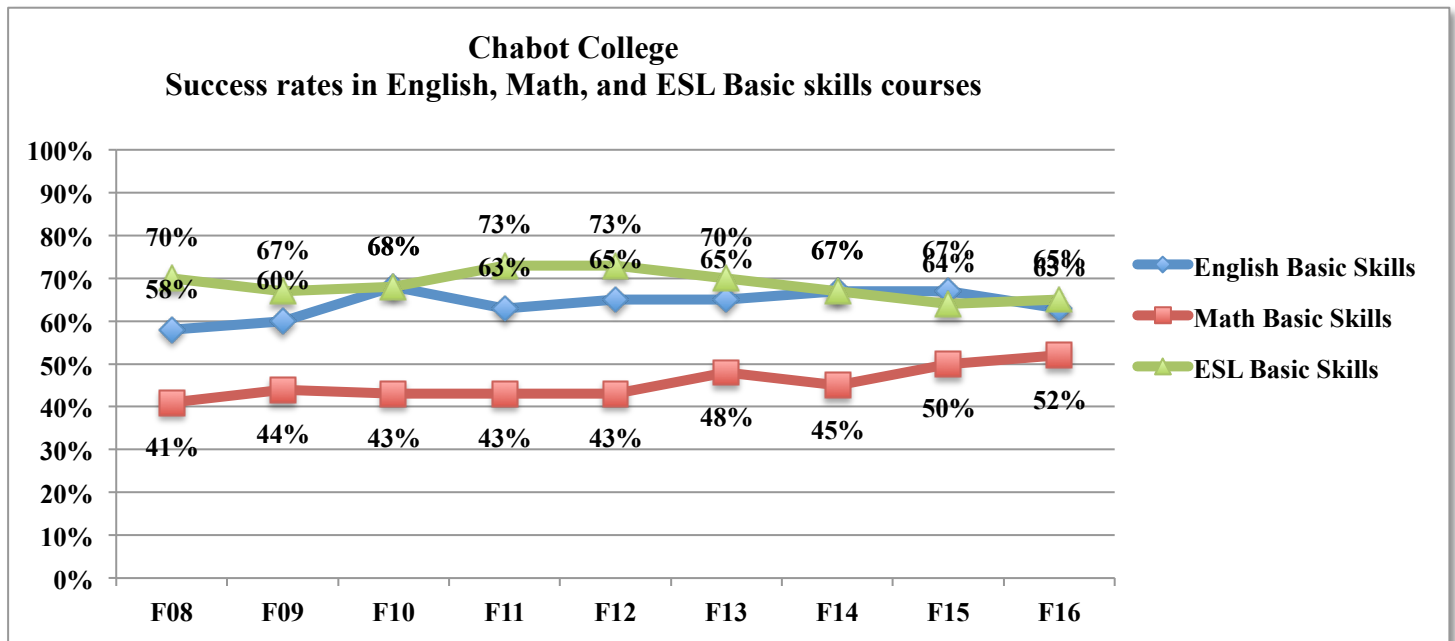
**Success rates in Basic Skills courses: overall English/Math/ESL combined**

Subject	F08	F09	F10	F11	F12	F13	F14	F15	F16
All Basic Skills Courses	51%	52%	55%	54%	55%	58%	58%	58%	57%



**Success rates in Basic Skills courses: by discipline**

Subject	F08	F09	F10	F11	F12	F13	F14	F15	F16
English Basic Skills	58%	60%	68%	63%	65%	65%	67%	67%	63%
Math Basic Skills	41%	44%	43%	43%	43%	48%	45%	50%	52%
ESL Basic Skills	70%	67%	68%	73%	73%	70%	67%	64%	65%



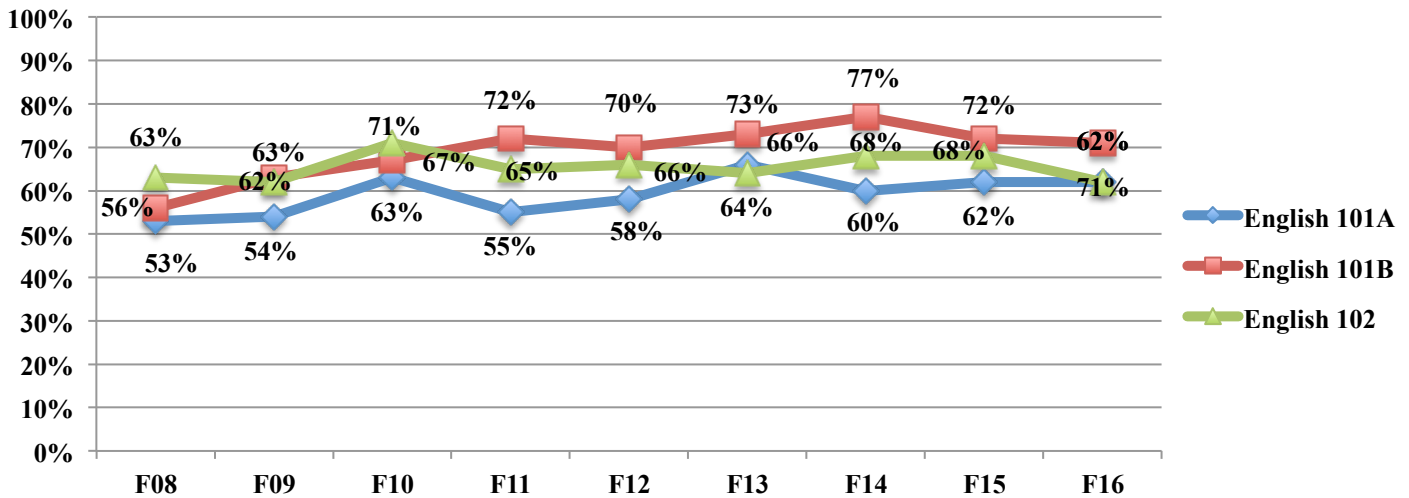
# Chabot College

## Progress in Basic Skills as of Fall 2016

### Success rates in Basic Skills English courses

Subject	F08	F09	F10	F11	F12	F13	F14	F15	F16
English 101A	53%	54%	63%	55%	58%	66%	60%	62%	62%
English 101B	56%	63%	67%	72%	70%	73%	77%	72%	71%
English 102	63%	62%	71%	65%	66%	64%	68%	68%	62%

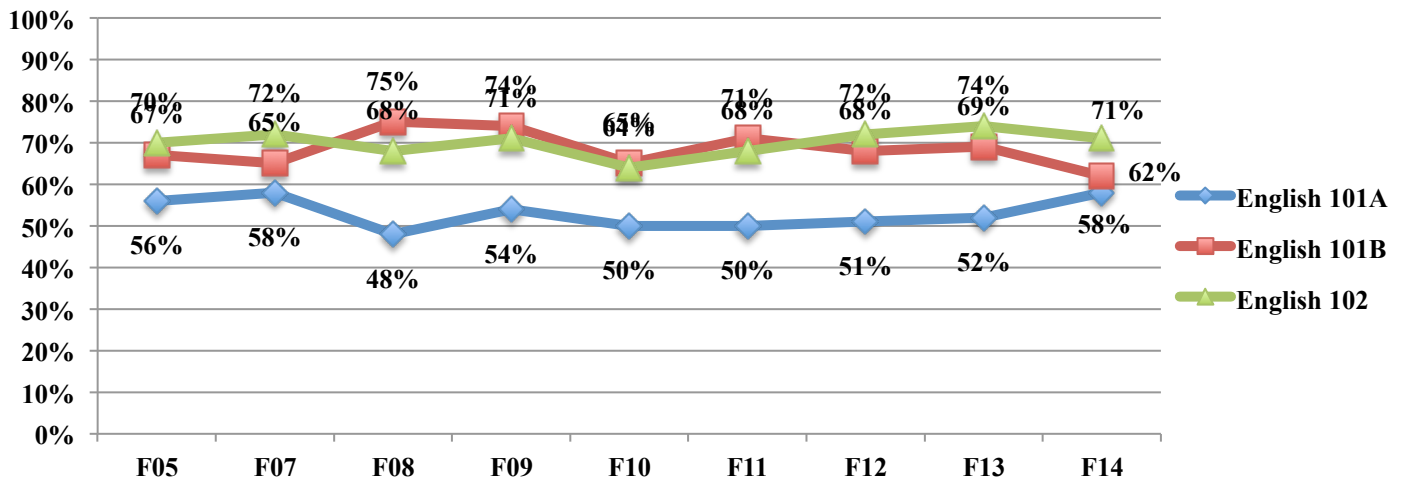
### Chabot College Success rates in English Basic skills courses



### Persistence from English Basic Skills courses to next level of English

Of those who succeeded in this course, percent who succeeded in next level of Eng. within 2 years									
Subject	F05	F07	F08	F09	F10	F11	F12	F13	F14
English 101A	56%	58%	48%	54%	50%	50%	51%	52%	58%
English 101B	67%	65%	75%	74%	65%	71%	68%	69%	62%
English 102	70%	72%	68%	71%	64%	68%	72%	74%	71%

### Chabot College Pct persisting and succeeding in next English course in 2 yrs



## Chabot College

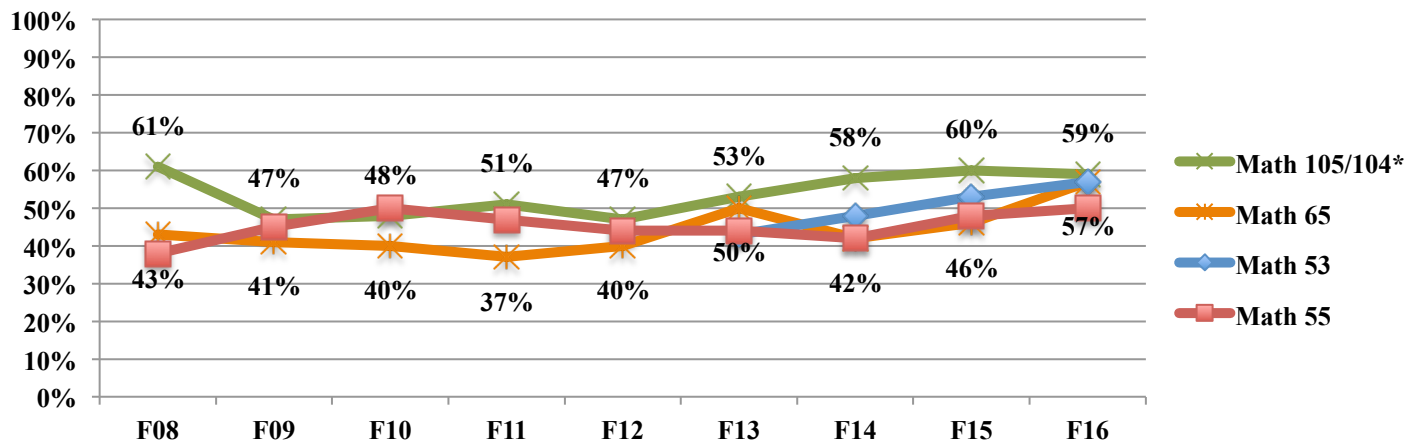
### Progress in Basic Skills as of Fall 2016

Success rates in selected Basic Skills Math courses

Subject	F08	F09	F10	F11	F12	F13	F14	F15	F16
Math 105/104*	61%	47%	48%	51%	47%	53%	58%	60%	59%
Math 65	43%	41%	40%	37%	40%	50%	42%	46%	57%
Math 53						43%	48%	53%	57%
Math 55	38%	45%	50%	47%	44%	44%	42%	48%	50%

\*Math 104 replaced Math 105 in Fall 2010

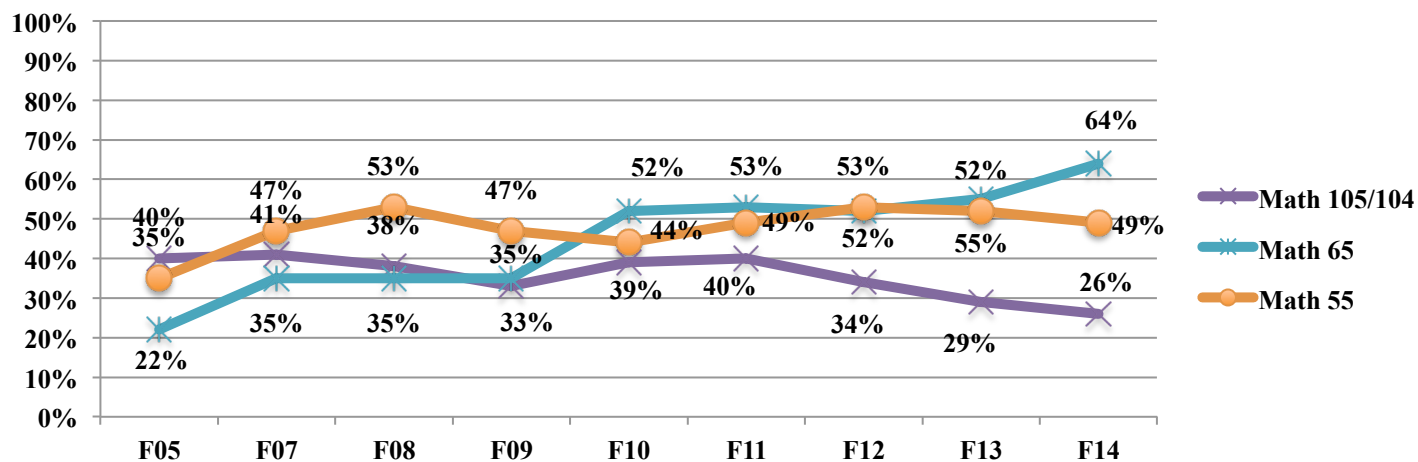
Chabot College  
Success rates in Math Basic skills courses



Persistence from Basic Skills courses: Math

Of those who succeeded in this course, percent who succeeded in next level of Math within 2 years									
Subject	F05	F07	F08	F09	F10	F11	F12	F13	F14
Math 105/104	40%	41%	38%	33%	39%	40%	34%	29%	26%
Math 65	22%	35%	35%	35%	52%	53%	52%	55%	64%
Math 55	35%	47%	53%	47%	44%	49%	53%	52%	49%

Chabot College  
Pct persisting and succeeding in next Math course in 2 years



**Chabot College**  
**Progress in Basic Skills as of Fall 2016**

**Persistence from Basic Skills courses to Math 43 (Statistics)**

Of those who succeeded in this course, percent who succeeded in Math 43 within 2 years									
Subject	F05	F07	F08	F09	F10	F11	F12	Fall 13	Fall 14
Math 65			9%	9%	12%	13%	14%	18%	17%
Math 53								50%	42%
Math 55		27%	33%	35%	26%	32%	37%	37%	29%

**Chabot College**  
**Percent persisting and succeeding in Math 43 within two years**  
**from Math 65, Math 53, and Math 55: Fall 13 and Fall 14 cohorts**

