

Creating CUSTOM-MADE Peer Groups

Carolyn Arnold, Ph.D.

Coordinator, Institutional Research

Chabot College

WHAT WILL YOU LEARN HERE TODAY?

What is a peer group?

What can we do with them?

Why would we want to create our own?



ALSO: Research Nitty Gritty!
How we created them at Chabot
How you can do this yourself
Gifts for you to make your own
peer group.

What **ARE** peer groups?



What **ARE** peer groups?

- A group of peeps like you!
- Here at RP Group, a group of **colleges** like yours!
- **MORE SPECIFICALLY:**
 - **CALIFORNIA COMMUNITY COLLEGES**
 - WITH SIMILAR STUDENT POPULATIONS**
 - AND LOCAL COMMUNITIES**
 - AS YOUR OWN COLLEGE**

Why create **PEER** groups?




So your
college won't
be all alone...

....trying to show
that your outcomes
are high enough.



How can you use **PEER** groups?



Compare your
student
outcomes..

...with colleges with
similar types
of students and
resources.




How can you use **PEER** groups?



**Find out how
similar
colleges...**

**...implement similar
programs
Successfully.**



How can you use **PEER** groups?



Find out how
similar
colleges...

**...create successful structures
for planning,
governance,
& institutional effectiveness.**



Why did I create our own **PEER** group?



Scorecard and other peer group methods were valid statistically

...but they didn't have face value, for our faculty, staff, or the Board of Trustees.



Why did I create our own **PEER** group?



Faculty and staff felt
our college & our students
were uniquely challenged..

...uniquely disadvantaged
economically, educationally,
(low-income first generation)



Requirements for our **PEER** group



Based on factors that faculty or research said made a difference in college prep, success, or completion

...And available as standard, measurable data for all California Community Colleges



Requirements for our **PEER** group



I didn't have to worry about grouping all the CCCs.




...I just had to find student & community characteristics that mattered to Chabot



The PEER group characteristics we chose were:

1) Headcount

....because size matters



SOURCE: DataMart Fall Headcount

The PEER group characteristics we chose were:

2) Average weighted local high school test scores
....because high school prep matters



SOURCE: Scorecard Peer group data by college

The PEER group characteristics we chose were:

3) Pct of adults with BAs in local population

....because parent's education matters




SOURCE: Scorecard Peer group data by college

The PEER group characteristics we chose were:

4) Percentage of students on Financial Aid


....because economic resources matter



SOURCE: DataMart: Annual any FA / annual headcount

The PEER group characteristics we chose were:

5) Percentage of students attending full-time
...because full-time predicts success



SOURCE: DataMart: Pct with FT unit load / Fall Hdcount

The PEER group characteristics we chose were:

6-9) Percentage of students who are:

African American, Asian, Latino, White

....because each group affects success rates differently



SOURCE: DataMart: Percentage of each ethnic group in Fall

The PEER group characteristics we chose were:

10-11) Percentage of students who are:

a) under 20 years old and b) over 30 years

....because success rates differ by age



SOURCE: DataMart: Percentage of each age group in Fall

The PEER group characteristics we chose were:

12) Percentage of latest Scorecard cohort
starting in Basic Skills Group

....because starting level predicts completion rates



SOURCE: Scorecard: Latest cohort numbers

The PEER group characteristics we chose were:


13) Population density 5 miles around campus
....because higher urban level adds stress factors



SOURCE: 2003 study by CCCCO – old but better than nothing

The PEER group characteristics we chose were:

13) Population density 5 miles around campus
HOW MUCH COULD HAVE CHANGED IN 14 YEARS?



SOURCE: 2003 study by CCCCO

Hoping that the relative densities have not changed much..

Determining a peer group MATCH using the characteristics data

- Set acceptable range around Chabot's data
- Set meaningful, not statistical range
- Count number of matches within ranges for each college




Determining a peer group MATCH using the characteristics data

- 1) Ordered the CCC's by number of matches
All CCCs ordered by matches [here](#).
- 2) Determined what pct of the 13 factors
were enough for a match: 62% or 54%
- 3) Top 16 peer colleges for 2016-17 [here](#).
- 4) All CCCs ordered alphabetically [here](#).
- 5) All CCCs ordered by headcount [here](#).

Using peer groups to set standards

- 1) Gathered Scorecard and other outcomes data for our top peer colleges, shown [here](#).




Using peer groups to set standards

- 1) Sorted by the outcome to compare
 - Completion rate for Basic Skills students
 - Course success rate
- 2) Determined Chabot's place among peers
- 3) Set aspirational goals:
 - If below Avg. → Avg.
 - If Avg. → Top third



Other ways peer groups were used

- Institutional Effectiveness Workgroup contacted peer colleges for:
 - IE Office org ideas
 - Governance structures
 - Planning Models
 - Vacation plans



Other ways peer groups were used

- Any campus division or program needing a comparison group
- Researcher just refers to web site!
 - Staff can use peer colleges, or one factor, like headcount.
- Researcher relaxing! →



How we did it and how you can too

Very Labor intensive!

Crucial: Laser College Student Assistants!

- 1) Looked up each number for each college on DataMart or Scorecard
- 2) Took weeks!



How we did it and how you can too

Our gift
to you!



- 1) We have updated all CCC demographic and outcomes data for you.
- 2) Will share spreadsheets.
- 3) You just need to pick the characteristics and the ranges that fit your college.


How we did it and how you can too

4) Count your matches, and pick peer group!

5) Then
you
can
relax
too!



Questions?



Thank you!