

































Chabot College

Spring Graduation Surveys: 2005-2015

College-wide Learning Goals Achieved by Degree and Certificate Graduates

Over the last ten years, learning increased among Chabot College degree and certificate graduates in every area of the major college-wide learning goals—communication, critical thinking, global and cultural involvement, civic responsibility and the development of the whole person. By 2011, over 80 percent of graduates reported learning some or a lot in most areas. Over 90 percent of the graduates learned some or a lot in most areas of communication, critical thinking, and the development of the whole person. The 2013 and 2015 graduates maintained these same high levels.

The biennial Graduation Survey is given to degree and certificate graduates who attend the Spring graduation ceremony. The survey also asks graduates about future job and college plans.

College-wide Learning Goals and Areas							
How much did you learn at Chabot in the following areas?	Percentage Who Learned Some or A Lot						Trendline
	2005	2007	2009	2011	2013	2015	
Global and Cultural Involvement							
Diverse philosophies, cultures, & ways of life	77%	79%	84%	86%	88%	87%	
Cultures of the world outside of the U.S.					85%	88%	
Diverse ethnic and cultural backgrounds	79%	78%	86%	87%	84%	90%	
Appreciating creative/artistic expression	66%	71%	81%	82%			
Appreciating creative/artistic expression of diverse cultures					82%	90%	
Environmental issues	58%	65%	73%	79%	81%	87%	
Civic Responsibility							
How I can make a positive contribution to my community	62%	67%	79%	81%	86%	88%	
My role as a citizen in a democracy					79%	82%	
Political systems	54%	63%	70%	73%	71%	77%	
Economic systems	55%	63%	66%	77%	70%	79%	
Historical influences on current issues in the U.S. and world	75%	77%	75%	82%	83%	87%	
The role of diverse cultures in the U.S.	76%	77%	79%	88%	85%	92%	
Developing a personal code of values and ethics	76%	79%	85%	91%	87%	88%	
Communication							
Reading effectively	80%	88%	89%	93%	90%	90%	
Writing effectively	86%	87%	88%	92%	92%	96%	
Speaking effectively	80%	88%	88%	91%	92%	93%	
Using computer technology to communicate	66%	76%	81%	86%	80%	81%	
Communicating with respect for the views of others	78%	88%	89%	94%	91%	93%	
Critical Thinking							
Recognizing valid research info on the internet	75%	84%	85%	89%	85%	92%	
Synthesizing information and ideas	68%	83%	82%	89%	87%	93%	
Critical thinking (evaluating, analyzing, questioning)	84%	87%	90%	94%	91%	91%	
Problem-solving (applying knowledge to new situations)	81%	85%	91%	94%	94%	92%	
Using mathematical skills	71%	81%	78%	87%	85%	88%	
Thinking for myself	78%	87%	88%	94%	91%	91%	
Development of the Whole Person							
Developing my own creative abilities	77%	84%	91%	91%	92%	93%	
Balancing the health of my mind, body, and spirit	75%	84%	89%	86%	86%	91%	
Being active in my own learning process	84%	85%	93%	91%	93%	94%	
Understanding myself--abilities, interests, and limitations	82%	88%	91%	95%	94%	95%	
Discovering my own potential						94%	
Developing clear educational or career goals	82%	92%	92%	93%	93%	91%	
Developing a love of learning						92%	
Meeting deadlines	86%	87%	89%	93%	95%	92%	
Completing tasks	88%	89%	92%	97%	96%	94%	