



Spring 2025 Preliminary Fact Sheet

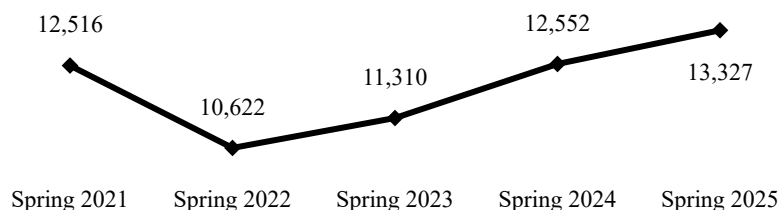
Chabot College | www.chabotcollege.edu

Student Enrollment

Unduplicated Headcount	13,327
Full-Time Equivalent (FTES)	4,206*

*From the CLPCCD Argos Tool, as of 03/28/2025 (no exclusions)

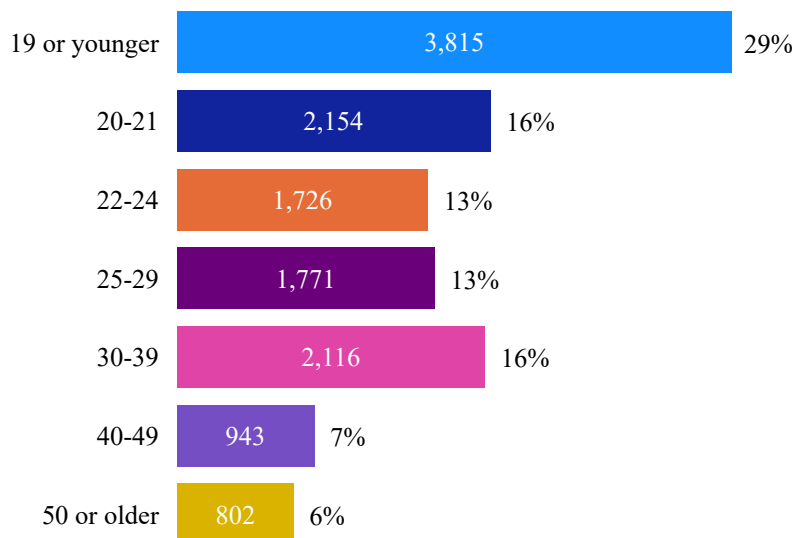
Five-Year Trend (Headcount)



Race-Ethnicity

African-American/Black	1,038	7.8%
Asian American	2,086	15.7%
Filipinx	816	6.1%
Latinx	5,771	43.3%
Multi-Racial	737	5.5%
Native American and Alaska Native	20	0.2%
Pacific Islander	161	1.2%
Unknown	346	2.6%
White	2,352	17.6%

Age

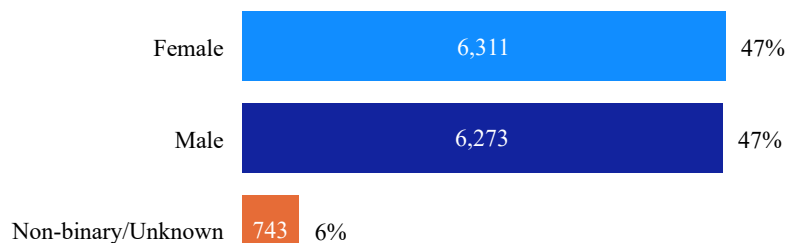


Low Income

Low Income*	5,595	42%
Other Students	7,732	58%

*Low income was defined as receiving PELL and/or CAL Promise grants.

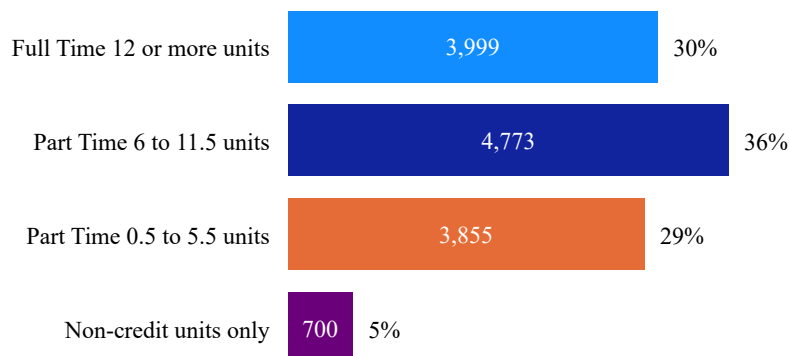
Gender



Citizenship

U.S. Citizen	11,772	88%
Permanent Resident	797	6%
Student Visa	101	1%
Other	657	5%

Attendance Status



Educational Goal

Transfer (with/without AA/AS)	6,226	47%
AA/AS Degree Only	1,378	10%
Job Training	2,743	21%
Personal Development	1,199	9%
Undecided	1,495	11%
Other/Unknown	286	2%

First Generation

First Generation to attend College	5,524	47%
Parent w/ some college or BA/BS or Higher	6,354	53%

Annual Enrollment (2023-2024)

Unduplicated Headcount (Sum 23, Fall 23 & Spr 24)	19,636
---	--------

Source: Chabot-Las Positas Institutional Research Dataset, Spring 2025 Preliminary Count 03/28/2025



Spring 2025 Preliminary Fact Sheet

Chabot College | www.chabotcollege.edu

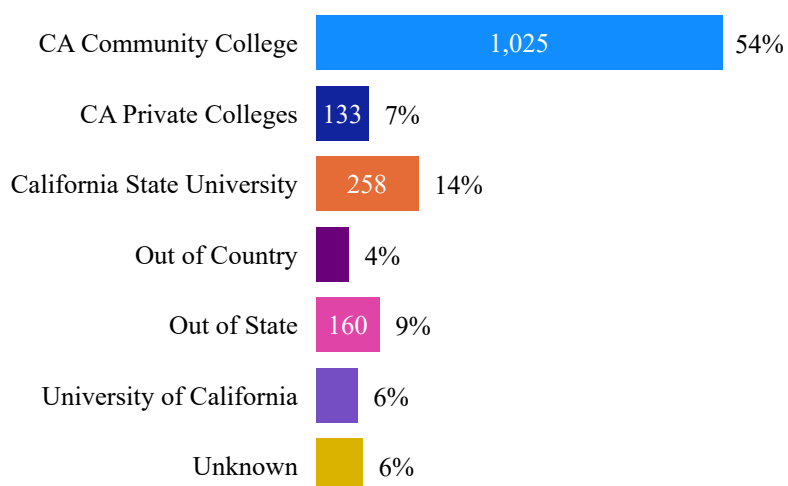
Student Type

First time any college	958	7%
First time transfer	1,178	9%
Returning transfer	704	5%
Continuing	9,617	72%
In High School	870	7%

Residence

Hayward*	4,266	32%
San Leandro*	1,745	13%
Oakland	903	7%
Castro Valley*	894	7%
Union City*	680	5%
San Lorenzo*	616	5%
Fremont	505	4%
Livermore*	253	2%
Tracy	219	2%
Dublin*	206	2%
Pleasanton*	204	2%
San Jose	168	1%
Newark	146	1%
San Ramon	133	1%
San Diego	110	1%
Other	2,279	17%

Transfer Students: Previous College



Note: *Cities in the District include Castro Valley, Hayward, San Leandro, San Lorenzo, Union City, Dublin, Livermore, and Pleasanton.

Official Residence (tuition purposes)

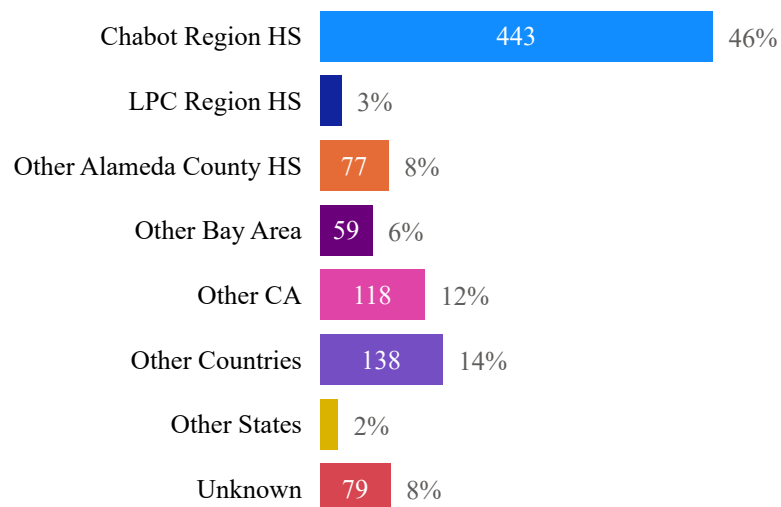
CA Resident/Waiver	12,714	95%
Out of State	476	4%
Foreign	137	1%

Note: "California Resident" category includes students who are exempt by law from paying non-resident tuition fees.

Disability Status

Any Disability	849	6%
No Disability	12,478	94%

High School Region for First-Time Any College Students



First-Time Any College Students From Chabot High School Districts

