



# Fall 2025 Fact Sheet (Preliminary)

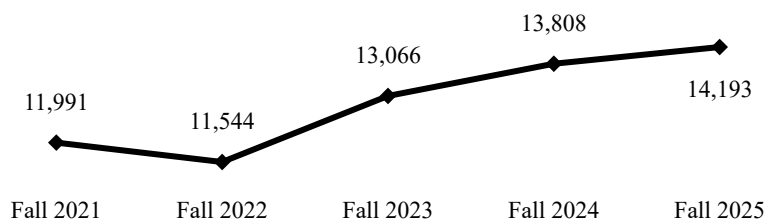
**Chabot College** | [www.chabotcollege.edu](http://www.chabotcollege.edu)

## Student Enrollment

Unduplicated Headcount	14,193
Full-Time Equivalent (FTES)	4,433*

\*From the CLPCCD Argos Tool, as of 11/24/2025 (no exclusions)

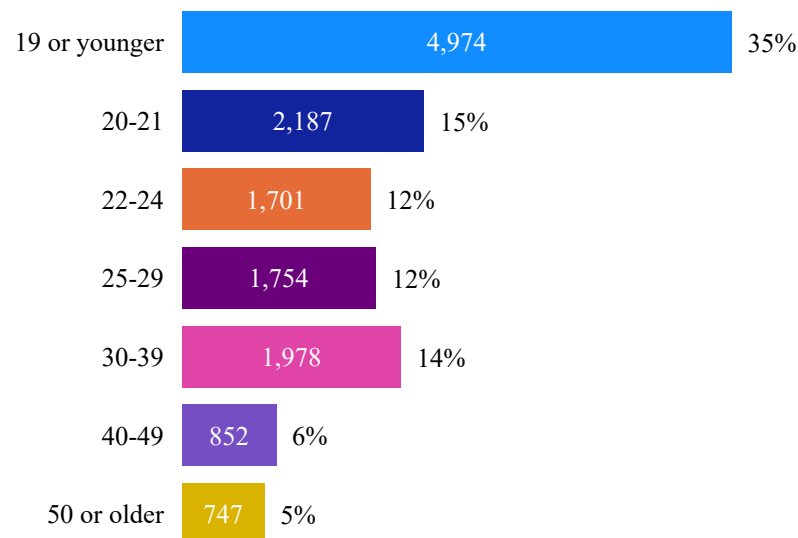
## Five-Year Trend (Headcount)



## Race-Ethnicity

African-American/Black	1,202	8.5%
Asian American	2,357	16.6%
Filipinx	892	6.3%
Latinx	6,494	45.8%
Multi-Racial	790	5.6%
Native American and Alaska Native	17	0.1%
Pacific Islander	196	1.4%
Unknown	325	2.3%
White	1,920	13.5%

## Age

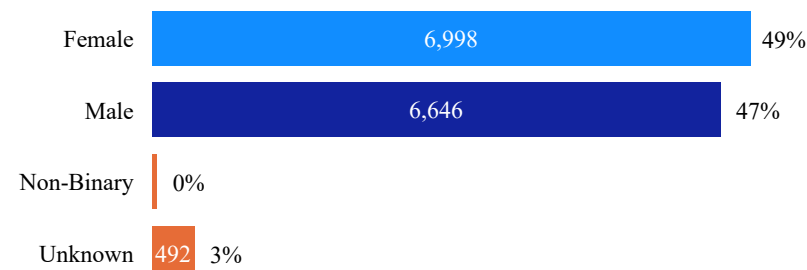


## Low Income

Low Income*	5,781	41%
Other Students	8,412	59%

\*Low income was defined as receiving PELL and/or CAL Promise grants.

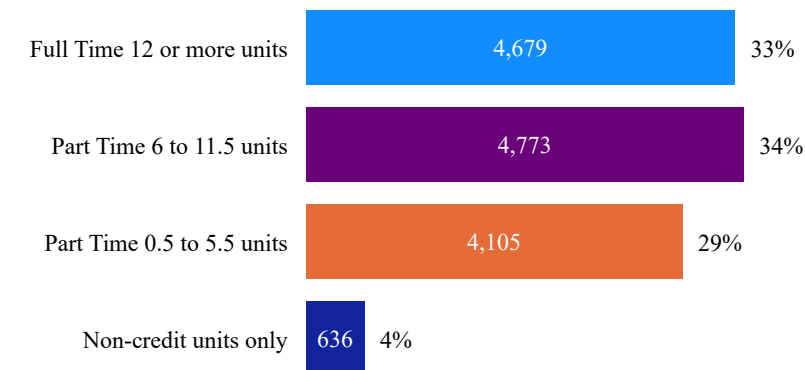
## Gender



## Citizenship

U.S. Citizen	12,429	88%
Permanent Resident	894	6%
Student Visa	118	1%
Other	752	5%

## Attendance Status



## Educational Goal

Transfer (with/without AA/AS)	6,569	46%
AA/AS Degree Only	1,454	10%
Job Training	2,945	21%
Personal Development	1,306	9%
Undecided	1,654	12%
Other/Unknown	265	2%

## First Generation

First Generation to attend College	5,626	45%
Parent w/ some college or BA/BS or Higher	6,809	55%

## Annual Enrollment (2024-2025)

Unduplicated Headcount (Sum 24, Fall 24 & Spr 25)	20,726
---------------------------------------------------	--------

Source: Chabot-Las Positas Institutional Research Dataset, Fall 2025 Census Count 10/23/2025



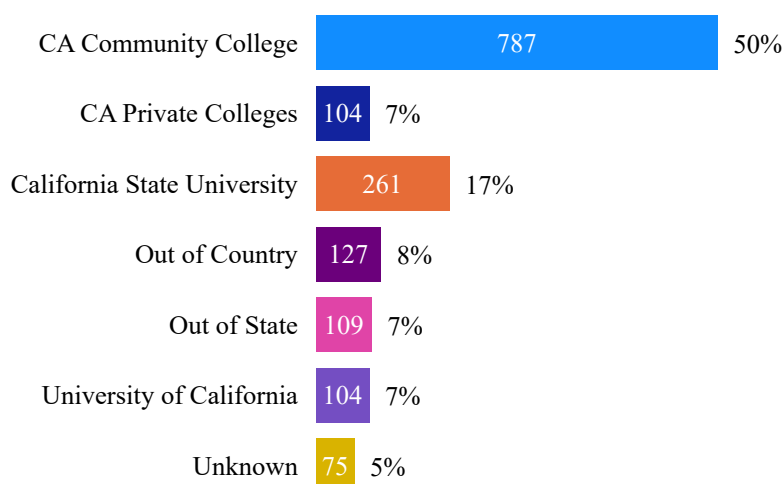
# Fall 2025 Fact Sheet Final

## Chabot College | [www.chabotcollege.edu](http://www.chabotcollege.edu)

### Enrollment Status

First-Time Any College	2,387	17%
First-Time (prior HS-Coll Enrlmnt)	257	2%
First-Time Transfer	1,567	11%
Returning	1,522	11%
Continuing	7,498	53%
In High School	962	7%

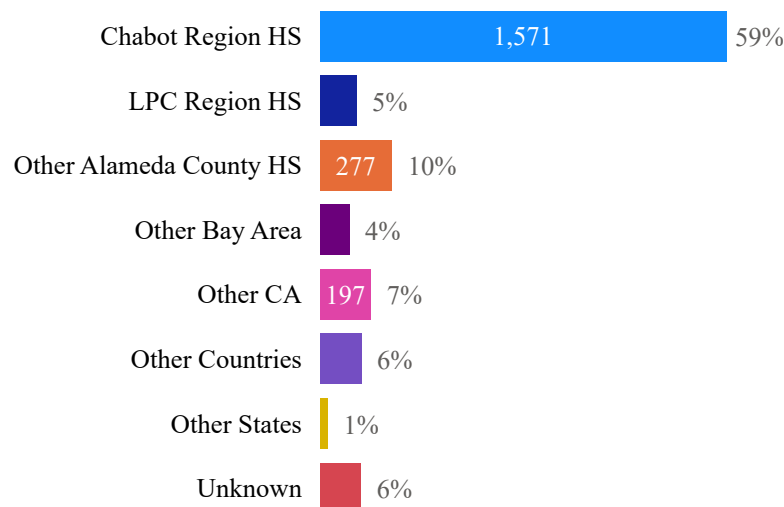
### Transfer Students: Previous College



### Disability Status

Any Disability	976	7%
No Disability	13,217	93%

### High School Region for First-Time Any College Students



### Residence

Hayward*	4,422	31%
San Leandro*	1,963	14%
Oakland	1,003	7%
Castro Valley*	968	7%
Union City*	804	6%
San Lorenzo*	689	5%
Fremont	529	4%
Tracy	292	2%
Livermore*	285	2%
Dublin*	241	2%
Pleasanton*	221	2%
Newark	151	1%
San Ramon	150	1%
Alameda	111	1%
San Jose	102	1%
Other	2,262	16%

Note: \*Cities in the District include Castro Valley, Hayward, San Leandro, San Lorenzo, Union City, Dublin, Livermore, and Pleasanton.

### Official Residence (tuition purposes)

CA Resident/Waiver	13,465	95%
Out of State	631	4%
Foreign	97	1%

Note: "California Resident" category includes students who are exempt by law from paying non-resident tuition fees.

### First-Time Any College Students From Chabot High School Districts

