

The Chabot Student Population Fall 2019 versus Fall 2020

Presented by
Dr. Cynthia Gordon da Cruz

CEMC: September 14, 2020

Acknowledgements

- Thanks to Svetlana Tkachenko and Dr. Na Liu for a quick turn-around on data querying and visualizations!!

Overview

- With the Covid-19 pandemic, how has the student population changed from Fall 2019 to Fall 2020?
 - A word about the timing of data queries
 - Overall student headcount in Fall 2019 vs Fall 2020
 - Racial/ ethnic breakdown of students in Fall 2019 vs Fall 2020
 - Gender distribution of students in Fall 2019 vs Fall 2020
 - Age distribution of students in Fall 2019 vs Fall 2020
 - Educational goal of students in Fall 2019 vs Fall 2020
 - Attendance status of students in Fall 2019 vs Fall 2020
 - Low-income status of students in Fall 2019 vs Fall 2020
 - Disability status distribution of students in Fall 2019 vs Fall 2020

Timing of Data Queries

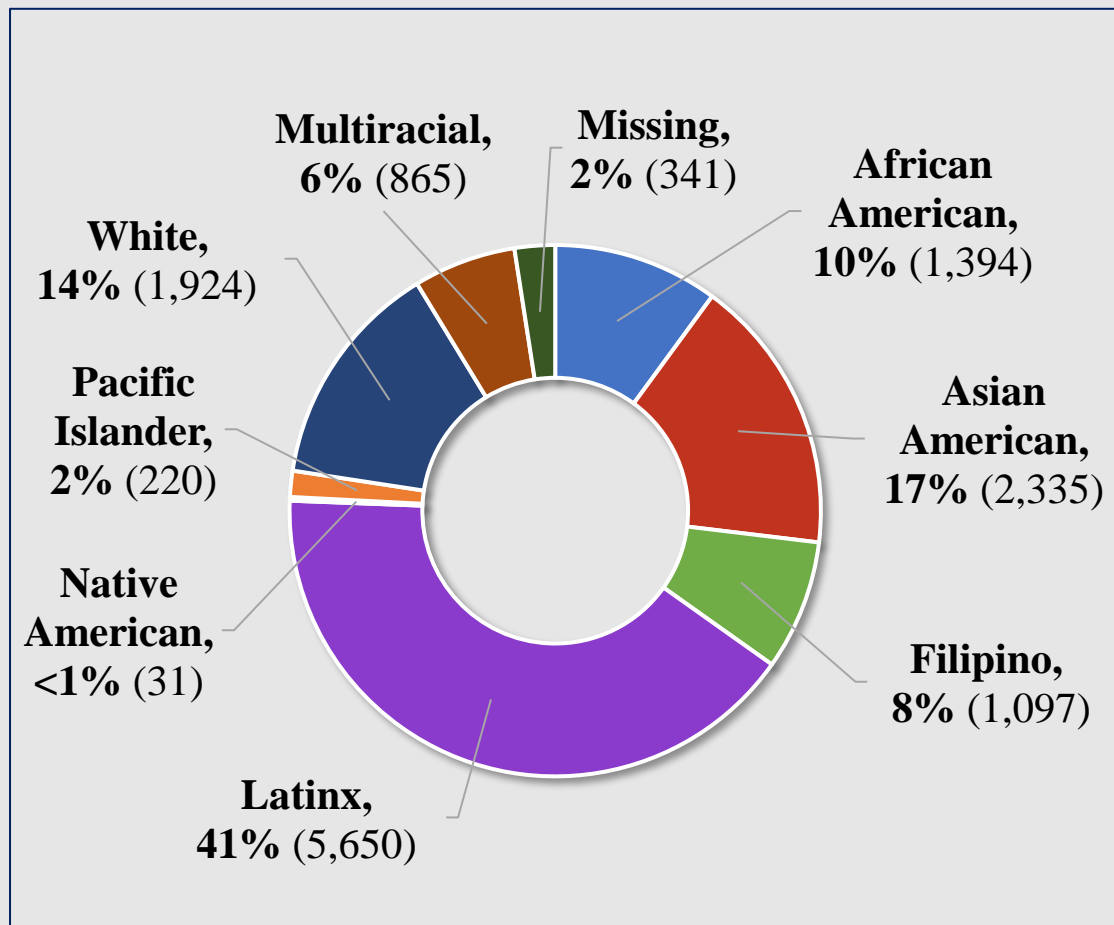
- Data for Fall 2019 and Fall 2020 are pulled from the most closely comparable dates to which we still have access.
 - (We didn't want to compare Fall 2019 Final Data with Fall 2020 data four weeks into the semester.)
- Fall 2019 data was run on 10/18/2019, the 9th week (Friday) of the semester.
- Fall 2020 data was run 9/9/2020, the 4th week (Wednesday) of the semester.

Headcount

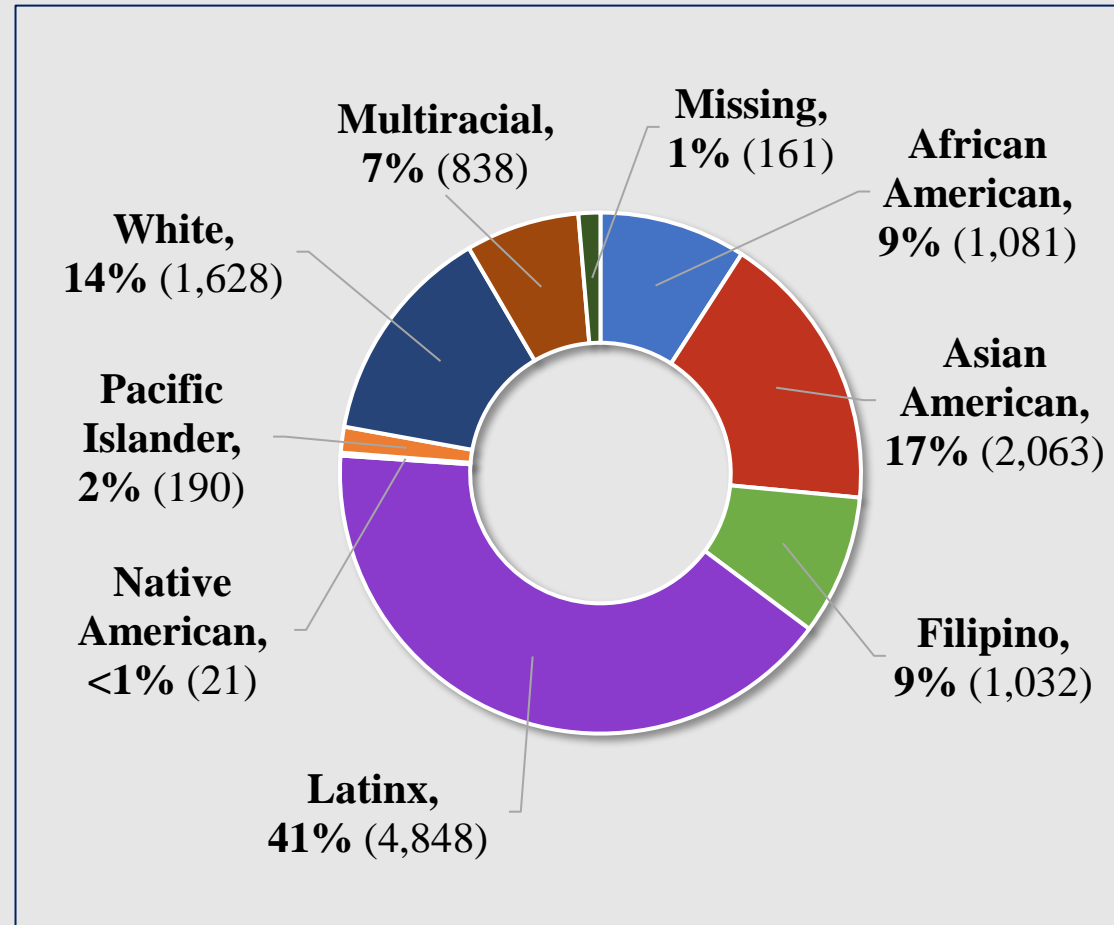
	Fall 2019	Fall 2020
All Students	13,857	11,862
New Students	2,463	1,965

Race/Ethnicity

Fall 2019



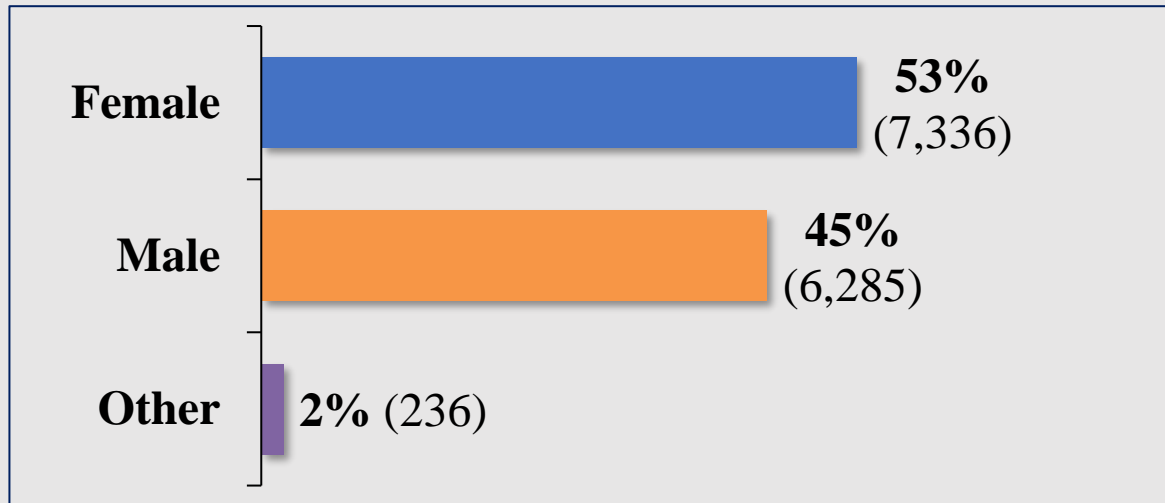
Fall 2020



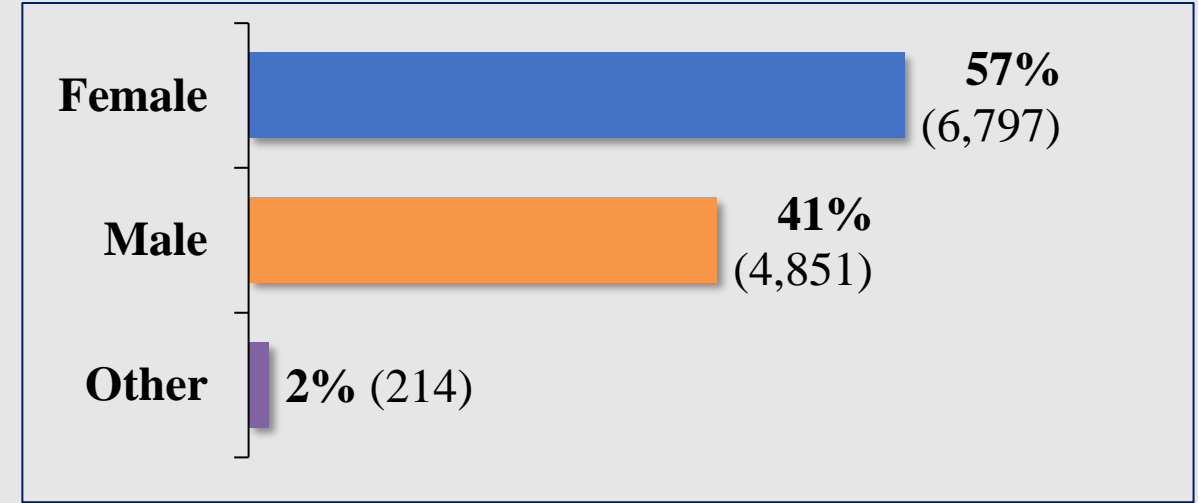
Note: Data for Fall 2019 and Fall 2020 are pulled from the most closely comparable dates to which we still have access. Fall 2019 data was run on 10/18/2019, the 9th week (Friday) of the semester. Fall 2020 data was run 9/9/2020, the 4th week (Wednesday) of the semester.

Gender

Fall 2019



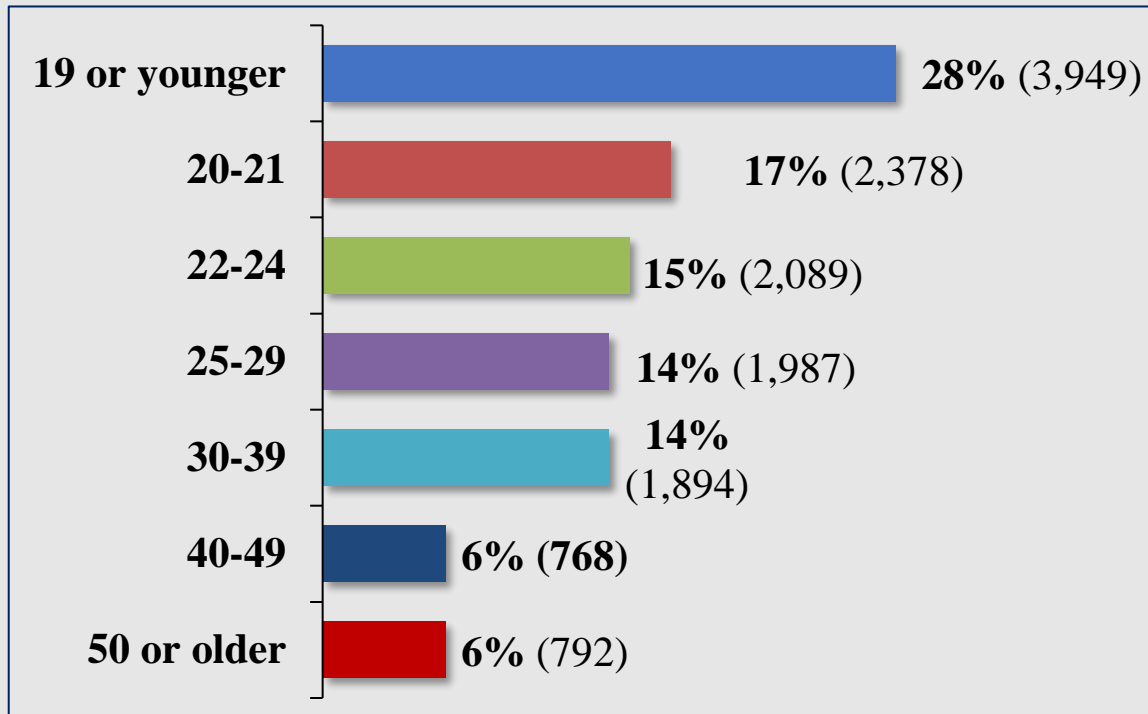
Fall 2020



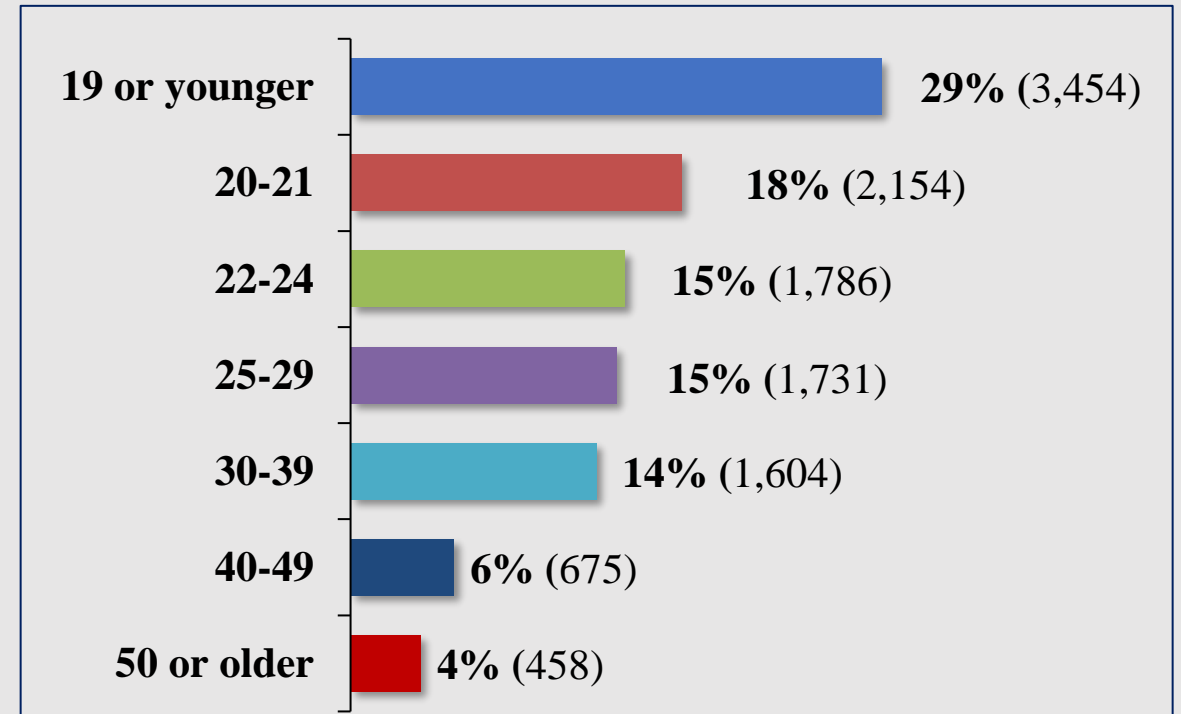
Note: Data for Fall 2019 and Fall 2020 are pulled from the most closely comparable dates to which we still have access. Fall 2019 data was run on 10/18/2019, the 9th week (Friday) of the semester. Fall 2020 data was run 9/9/2020, the 4th week (Wednesday) of the semester.

Age

Fall 2019



Fall 2020



Note: Data for Fall 2019 and Fall 2020 are pulled from the most closely comparable dates to which we still have access. Fall 2019 data was run on 10/18/2019, the 9th week (Friday) of the semester. Fall 2020 data was run 9/9/2020, the 4th week (Wednesday) of the semester.

Educational Goal

Fall 2019

Educational Goal	Number	Percent
Transfer (with/without AA/AS)	7,645	55%
AA/AS Degree Only	1,085	8%
Job Training	1,992	14%
Personal Development	1,025	7%
Undecided	1,608	12%
Other/Unknown	502	4%

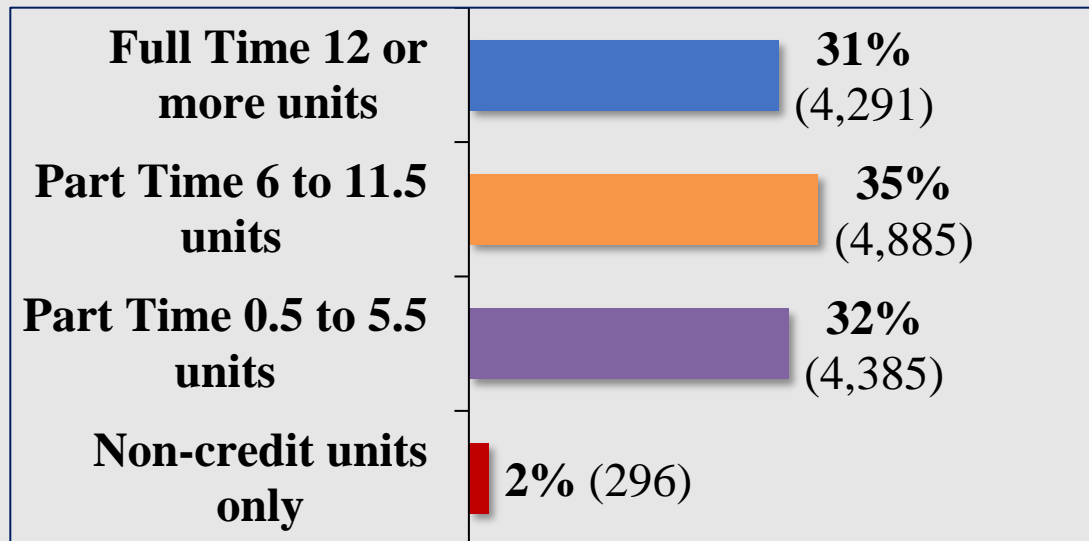
Fall 2020

Educational Goal	Number	Percent
Transfer (with/without AA/AS)	7,053	59%
AA/AS Degree Only	976	8%
Job Training	1,436	12%
Personal Development	753	6%
Undecided	1,208	10%
Other/Unknown	436	4%

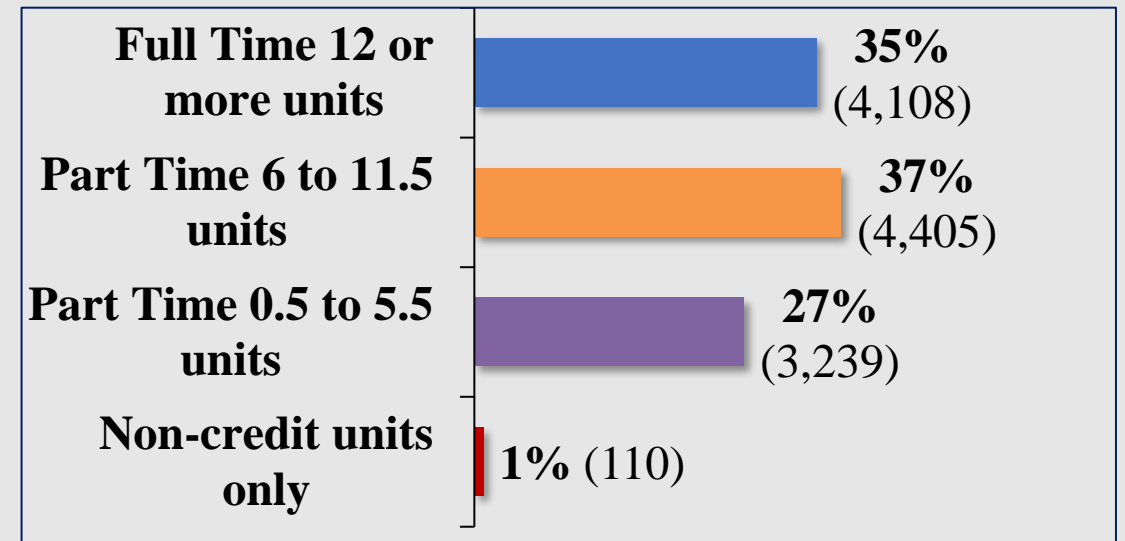
Note: Data for Fall 2019 and Fall 2020 are pulled from the most closely comparable dates to which we still have access. Fall 2019 data was run on 10/18/2019, the 9th week (Friday) of the semester. Fall 2020 data was run 9/9/2020, the 4th week (Wednesday) of the semester.

Attendance Status

Fall 2019

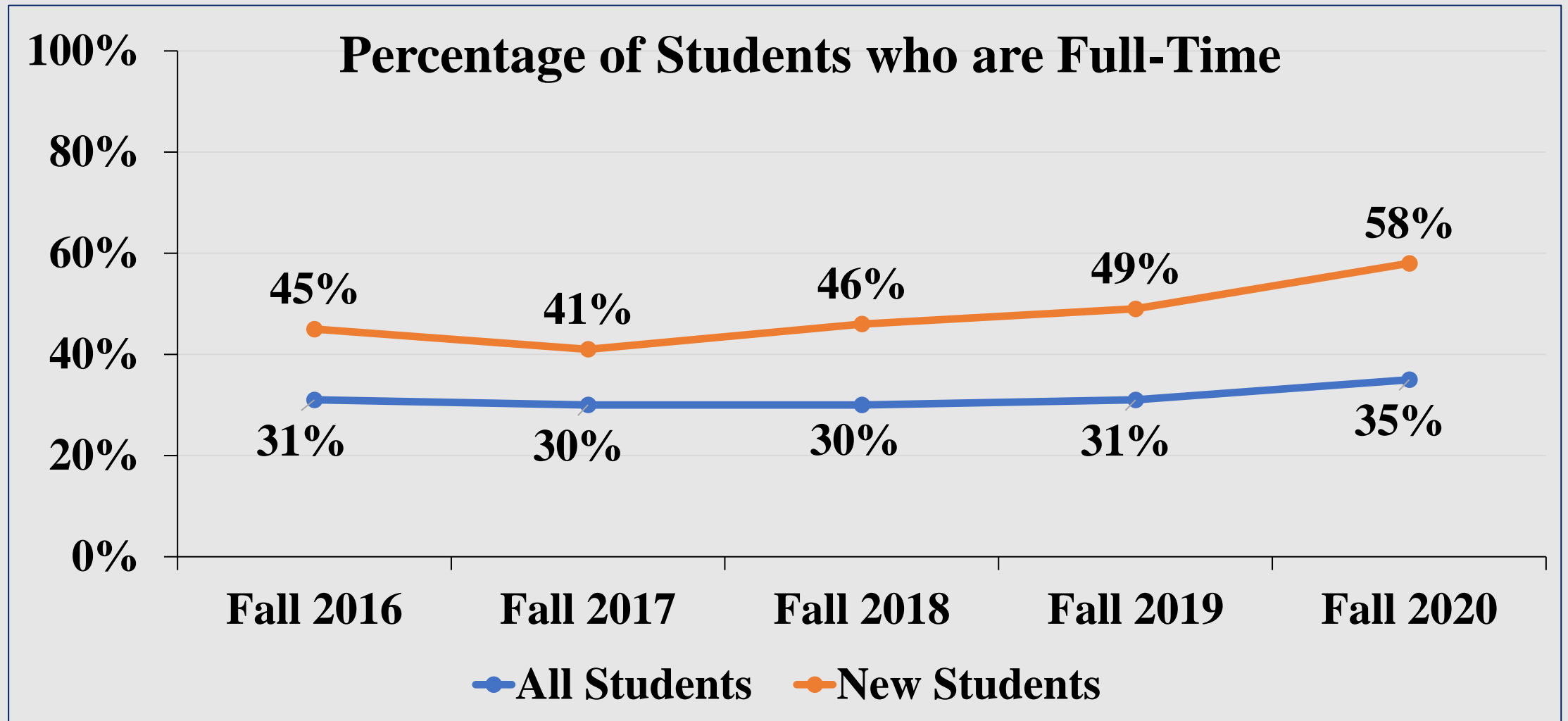


Fall 2020



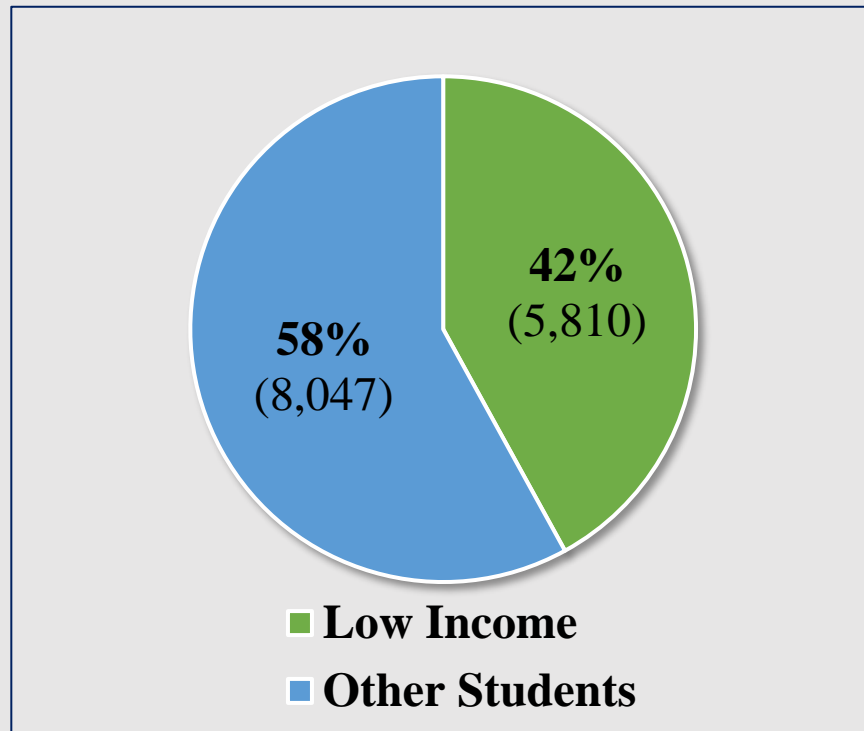
Note: Data for Fall 2019 and Fall 2020 are pulled from the most closely comparable dates to which we still have access. Fall 2019 data was run on 10/18/2019, the 9th week (Friday) of the semester. Fall 2020 data was run 9/9/2020, the 4th week (Wednesday) of the semester.

Change in Attendance Status: Where is it coming from?

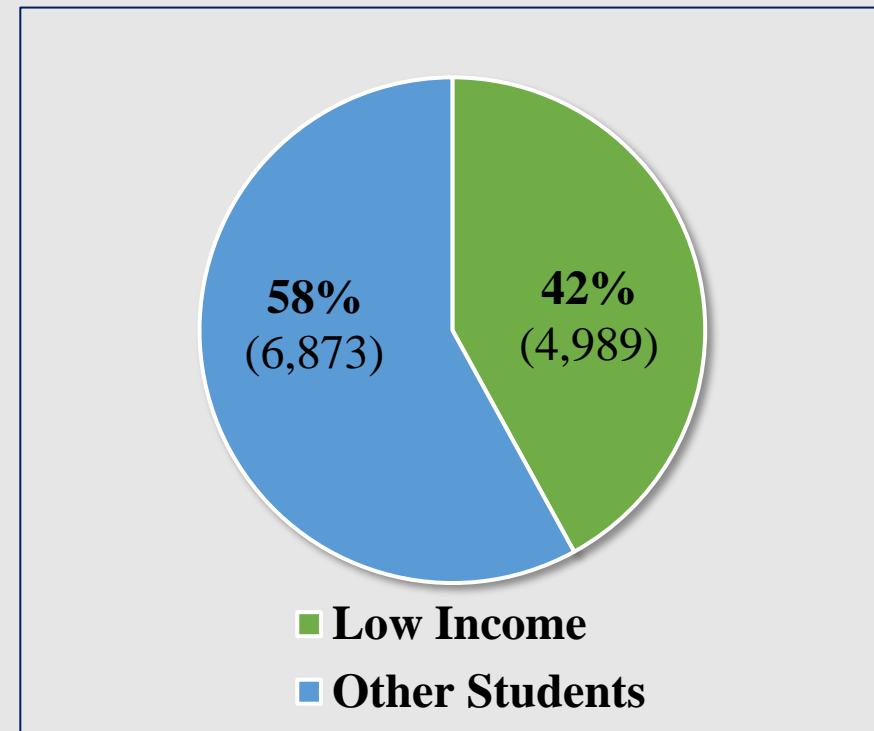


Low-Income Status

Fall 2019



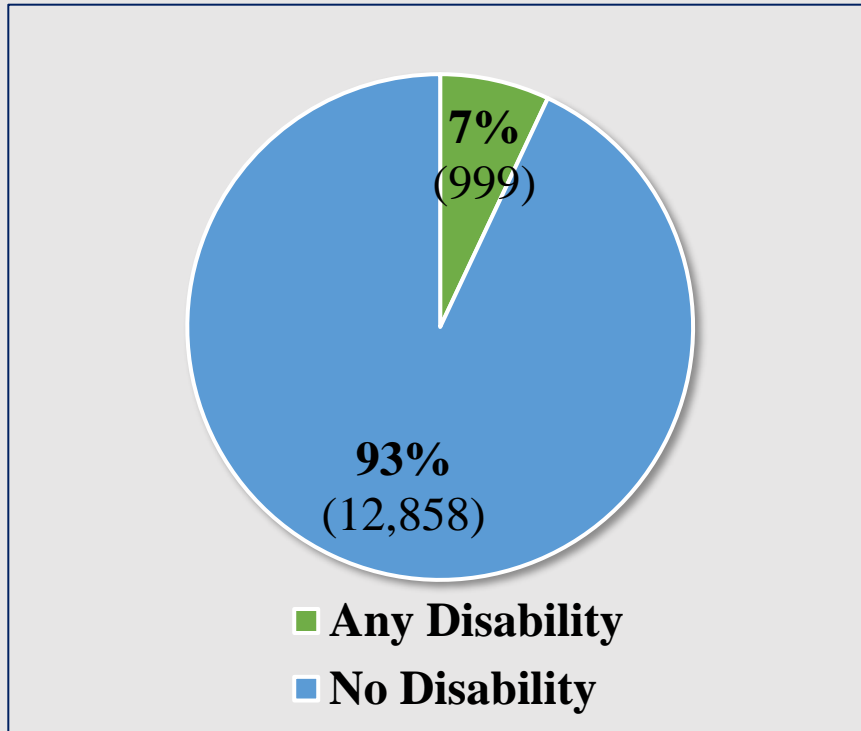
Fall 2020



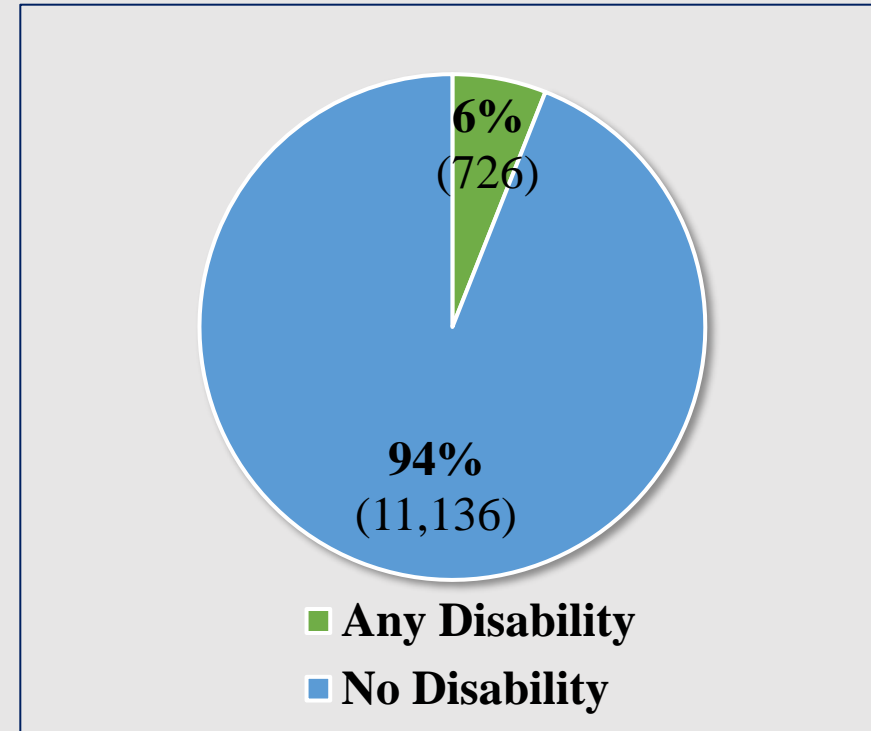
Note: Data for Fall 2019 and Fall 2020 are pulled from the most closely comparable dates to which we still have access. Fall 2019 data was run on 10/18/2019, the 9th week (Friday) of the semester. Fall 2020 data was run 9/9/2020, the 4th week (Wednesday) of the semester.

Disability Status

Fall 2019



Fall 2020



Note: Data for Fall 2019 and Fall 2020 are pulled from the most closely comparable dates to which we still have access. Fall 2019 data was run on 10/18/2019, the 9th week (Friday) of the semester. Fall 2020 data was run 9/9/2020, the 4th week (Wednesday) of the semester.