

# ACCJC's Institution-Set Standards and Stretch Goals

---

BRIAN GOO

DIRECTOR OF RESEARCH, PLANNING, AND INSTITUTIONAL EFFECTIVENESS

CHABOT COLLEGE

PRESENTED TO PRAC SEPTEMBER 20, 2023

# Topics to cover

---

- Brief overview of ACCJC Definitions and Goal Setting
- Review of 2022-23 data
- Goal Setting for 2023-24
- Action Items: PRAC Discussion and Voting

# ACCJC Goal Indicators: Review

---

Six Indicators for which we must goal set:

1. Successful Course Completion Rates
2. Number of Certificates Awarded
3. Number of Associate Degrees Awarded
4. Transfers
5. Licensure Examination Pass Rates
6. Employment Rates for Career and Technical Education Students

# ACCJC Goal Setting: Review

---

For each indicator, we must set the following with the goal of us analyzing the data and goals for a continual process of improvement.

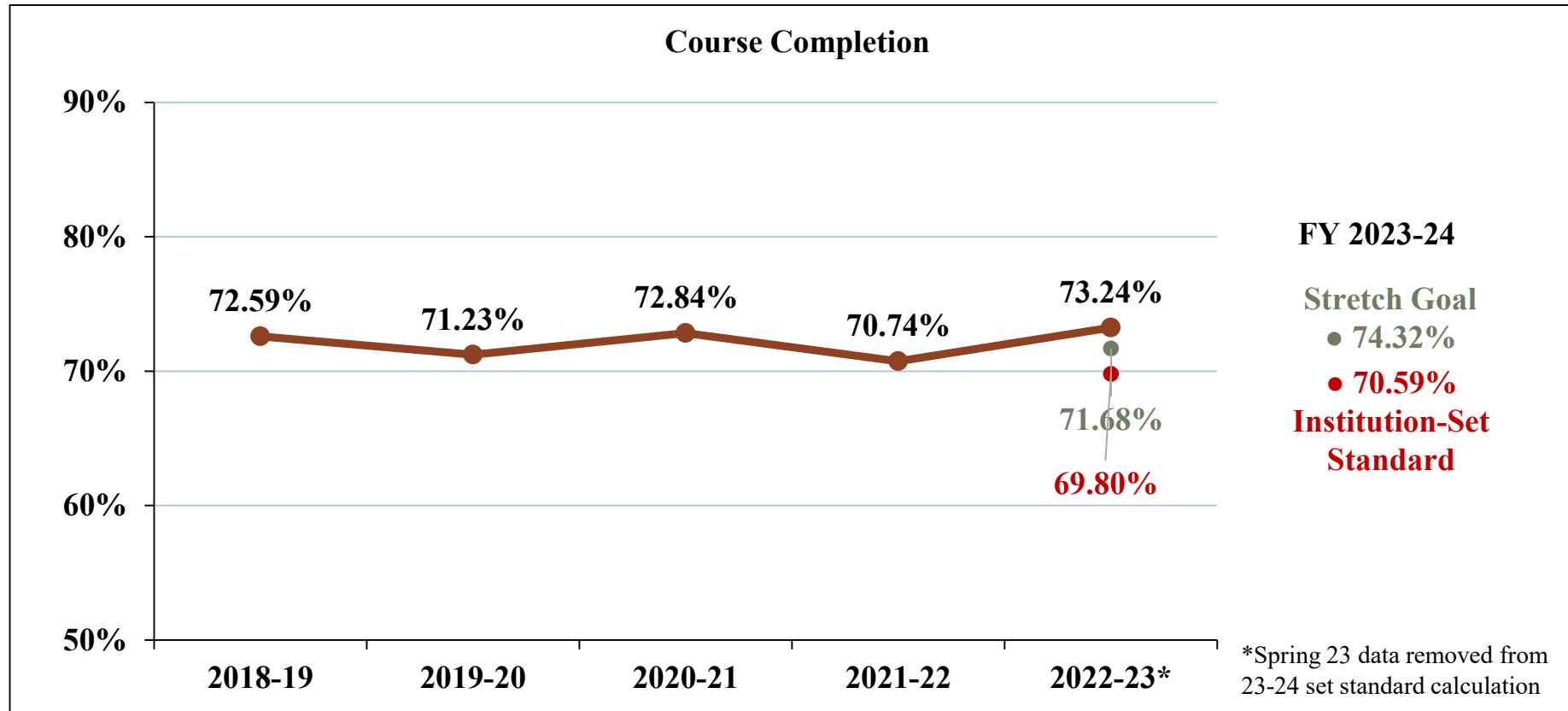
- Institution-Set Standards: a minimum baseline value we should not drop below, the “floor”
- Stretch Goals: a goal above our current level of performance that we aspire to achieve

# Current Goal Setting Methodology

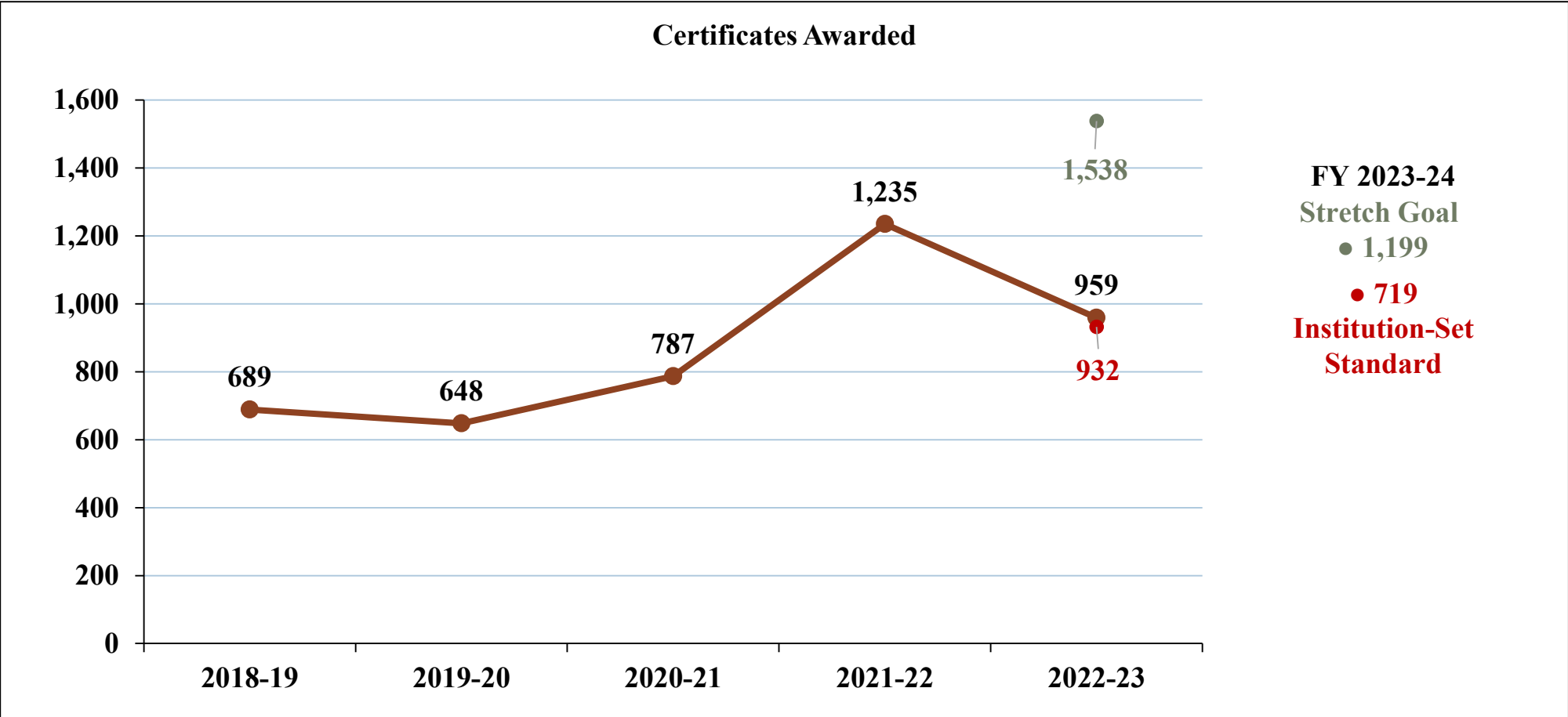
---

- ORPIE takes the latest 5 years of available data and calculates the sample standard deviation.
- ORPIE suggests potential goals to PRAC for consideration based on:
  - Institution-Set Standards: 1 standard deviation below the latest available metric value
  - Stretch Goals: 1 standard deviation above the latest available metric value
- PRAC reviews for consistency with current campus initiatives and long-term strategic planning, adjusts as needed, and votes.

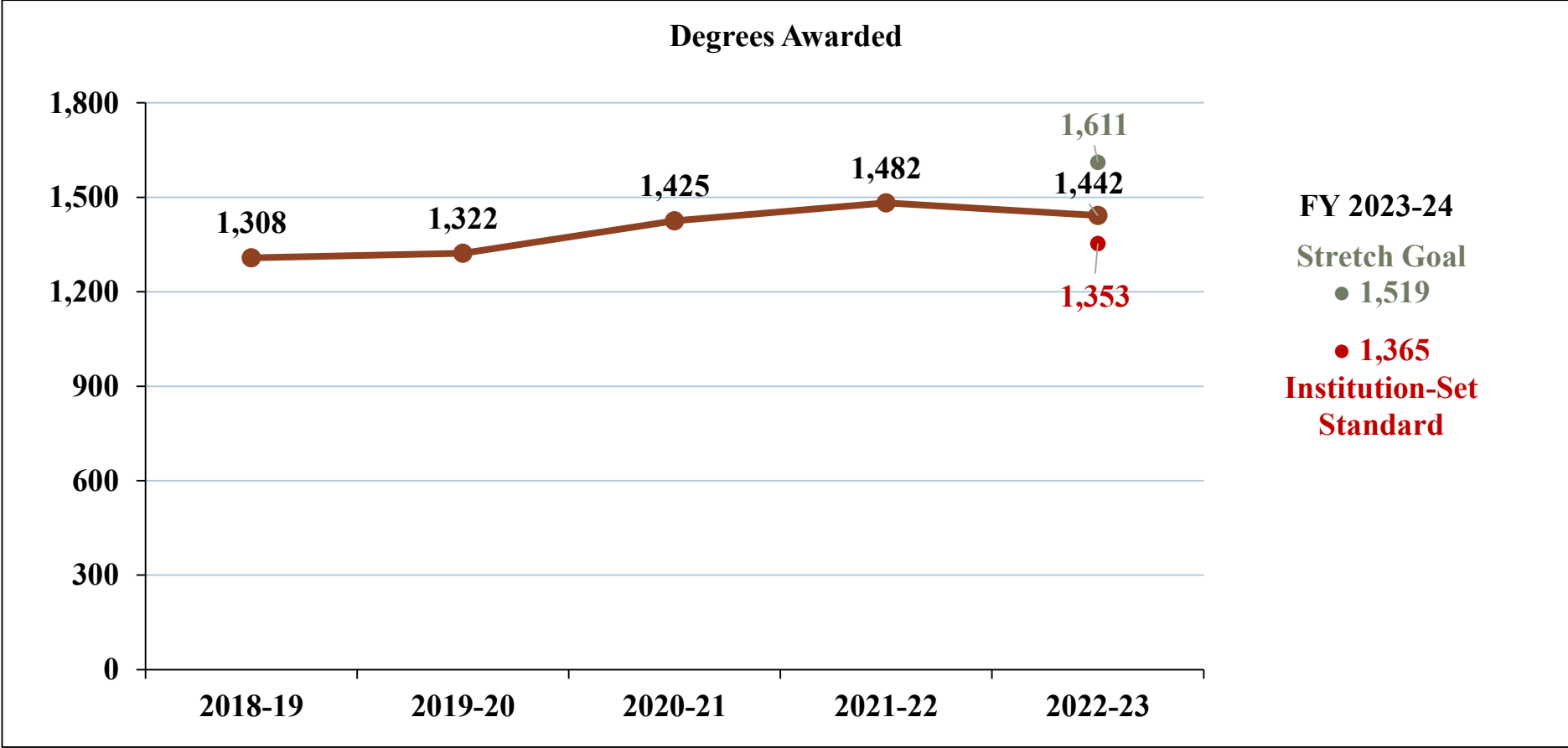
# Indicator #1 Successful Course Completion Rates



# Indicator #2 Certificates Awarded

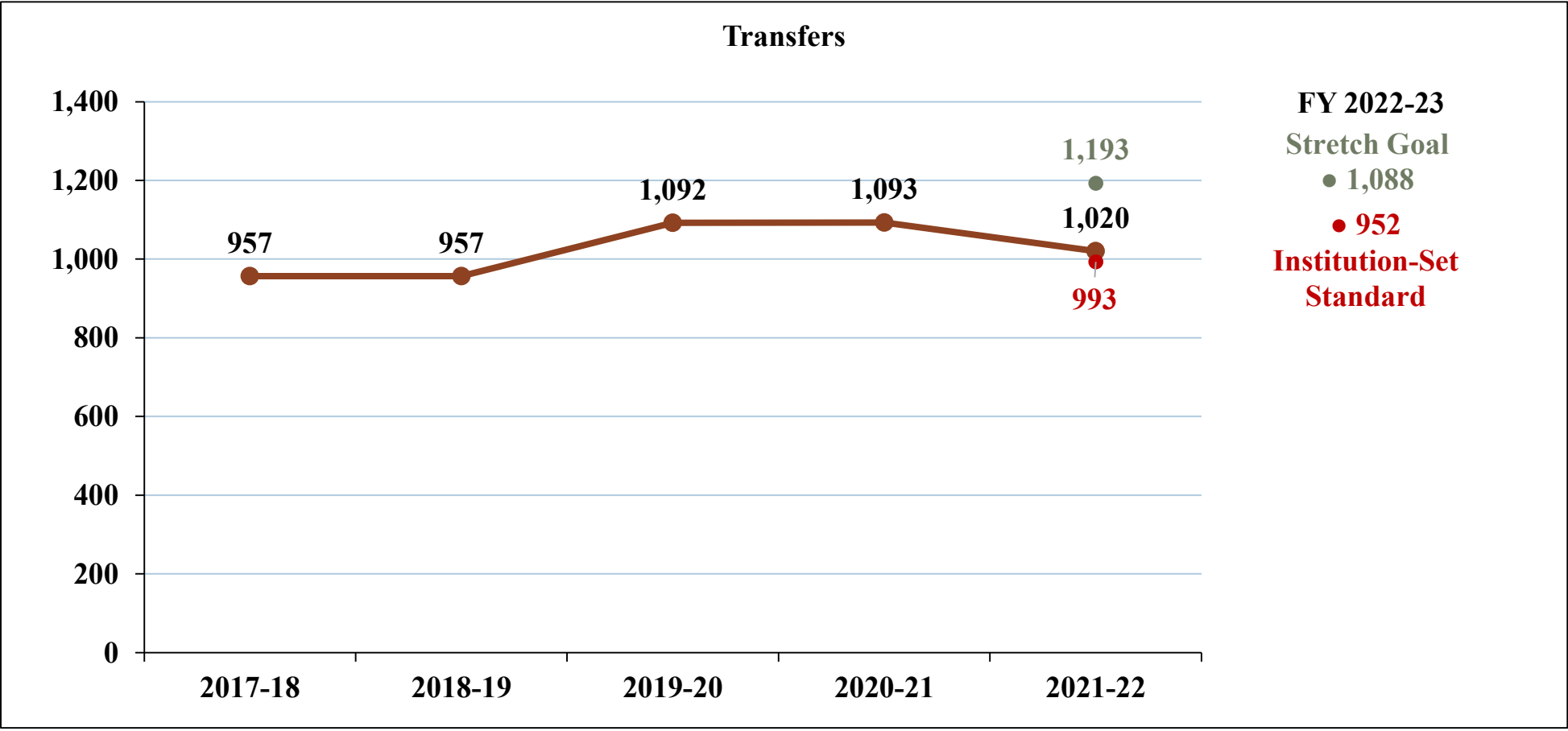


# Indicator #3 Degrees Awarded





# Indicator #4 Transfers



# Indicator #5 Licensure Examination Pass Rates

<b>Indicator #5</b>	<b>Licensure Examination Pass Rates</b>				
<b>Program</b>	Exam (National, State, Other)	2020-21 Pass Rate (%)	2021-22 Pass Rate (%)	Inst-Set Standard (%)	Stretch Goal (%)
<b>Dental Hygiene</b>	State	100%	100%	85%	100%
<b>Dental Hygiene</b>	National	100%	100%	85%	100%
<b>Nursing</b>	State	100%	97%	85%	100%

# Indicator #6 Employment Rates for Career and Technical Ed Students

---

<b>Indicator #6</b>	<b>Employment Rates for Career and Technical Ed Students</b>
	<ul style="list-style-type: none"><li>• The Institution-Set Standard for all CTE programs follows the goals set by Perkins<ul style="list-style-type: none"><li>○ Institution-Set Standard = 90% of the negotiated Perkins core indicator rates</li><li>○ Stretch Goal is 110% of the area's average employment rate for the past 5 years or 110% of the negotiated Perkins core indicator rate whichever is higher</li></ul></li></ul>

# Indicator #6 Employment Rates for Career and Technical Ed Students

Program	2020-21 Employment Rates	2021-22 Employment Rates*	2023-24 Inst-Set Standard	2023-24 Stretch Goal
Accounting	71%	79%	66%	87%
Administration of Justice	100%	93%	66%	100%
Automotive Technology	80%	85%	66%	93%
Business Administration	85%	77%	66%	84%
Business Management	75%	79%	66%	88%
Child Development/Early Care and Education	63%	76%	66%	84%
Construction Crafts and Technology	100%	100%	66%	100%
Dental Occupations	100%	100%	66%	100%
Fire Technology	97%	100%	66%	100%
Real Estate	65%	71%	66%	73%

\* Perkins employment rates are reported two years delayed. Perkins 23-24 reporting covers 2021-22 employment rates.

# Action Items

---

- PRAC discusses proposed institution-set standards and stretch goals in light of current initiatives and long-term strategic planning.
- PRAC decides whether to adopt proposed ISSs and SGs as is or recommends changes
- PRAC makes a motion to approve the agreed upon ISSs and SGs for 2023-24