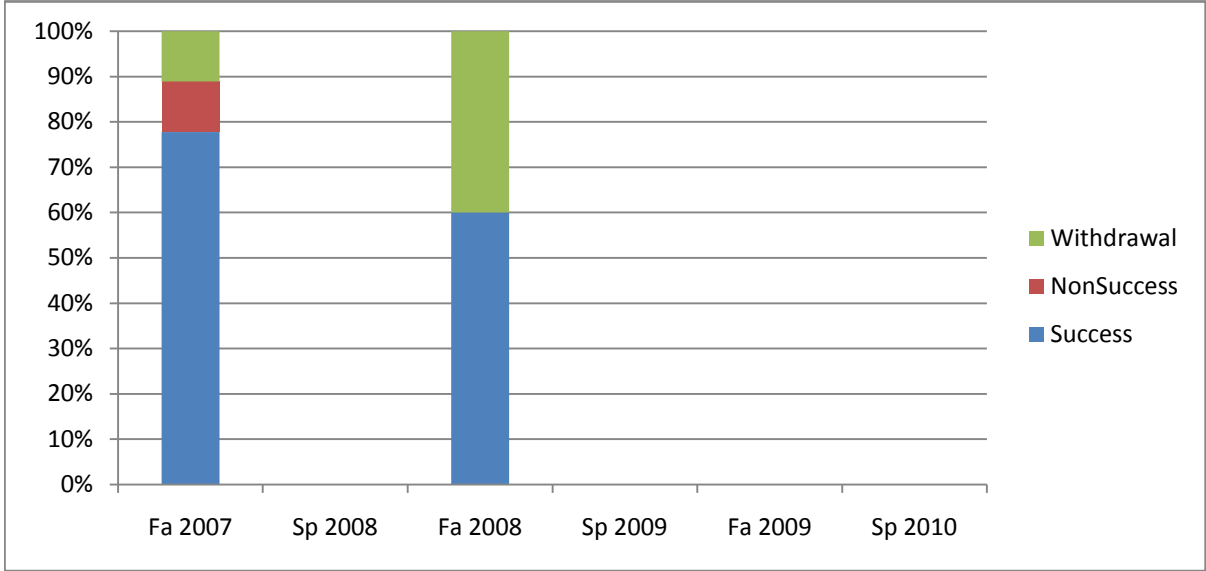
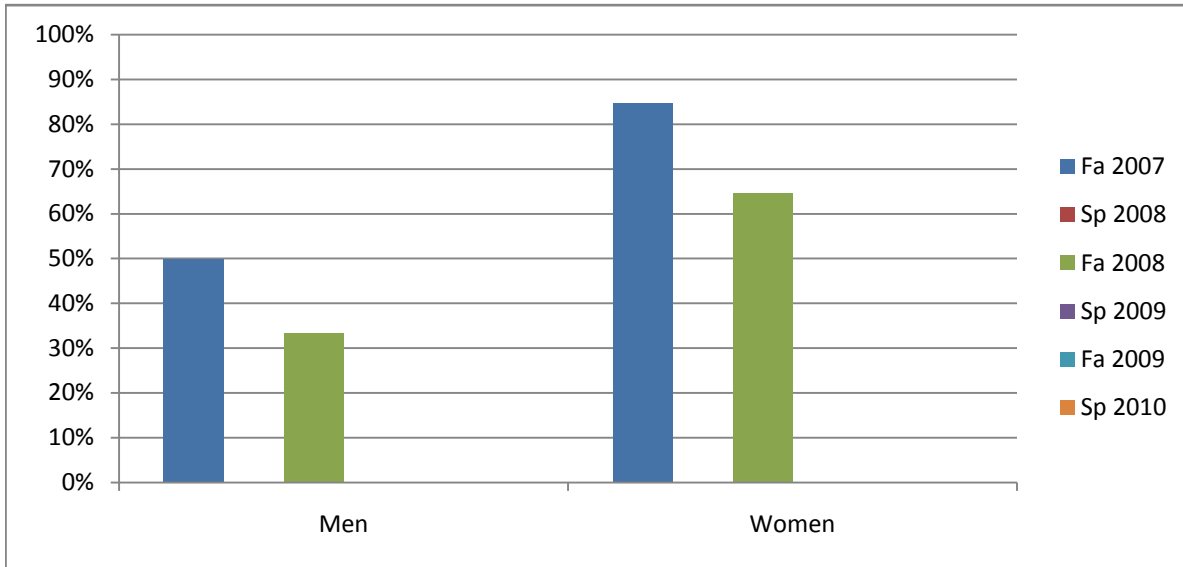


Chabot
 Success, Non-Success, and Withdrawal Rates By Semester
 Course: ESL 114



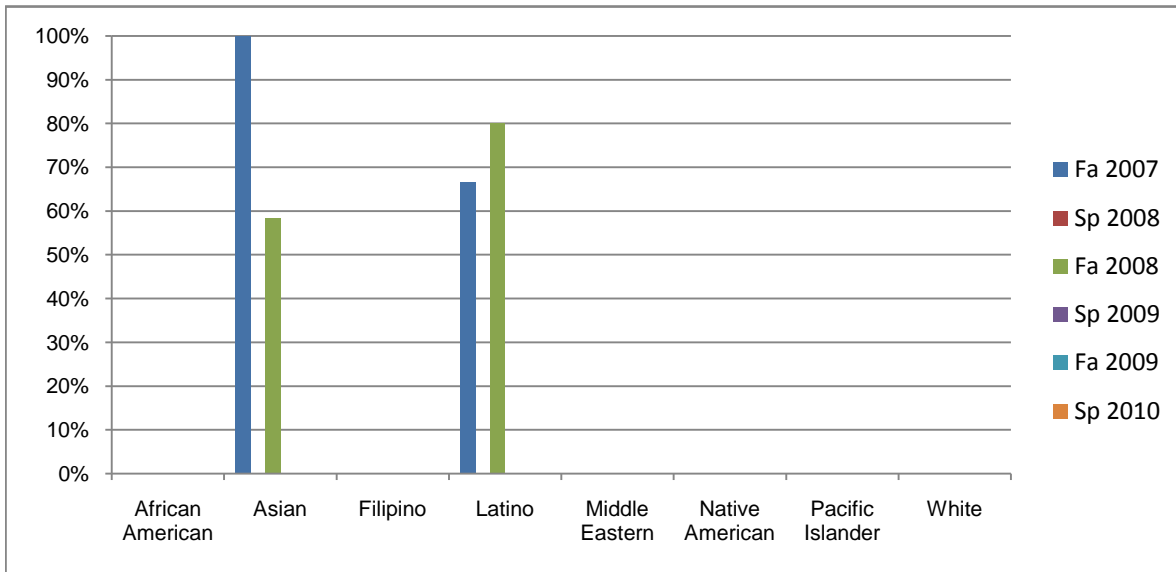
	Fa 2007	Sp 2008	Fa 2008	Sp 2009	Fa 2009	Sp 2010
Success	78%	0%	60%	0%	0%	0%
Non-Success	11%	0%	0%	0%	0%	0%
Withdrawal	11%	0%	40%	0%	0%	0%
Total Percent	100%	0%	100%	0%	0%	0%
Total Enrolled	18	0	20	0	0	0

Chabot
 Success Rates By Gender and Semester
 Course: ESL 114



	Fa 2007	Sp 2008	Fa 2008	Sp 2009	Fa 2009	Sp 2010
Men						
Success	50%	0%	33%	0%	0%	0%
Non-Success	25%	0%	0%	0%	0%	0%
Withdrawal	25%	0%	67%	0%	0%	0%
Total Percent	100%	0%	100%	0%	0%	0%
Total Enrolled	4	0	3	0	0	0
Women						
Success	85%	0%	65%	0%	0%	0%
Non-Success	8%	0%	0%	0%	0%	0%
Withdrawal	8%	0%	35%	0%	0%	0%
Total Percent	100%	0%	100%	0%	0%	0%
Total Enrolled	13	0	17	0	0	0

Chabot
Success Rates By Ethnicity and Semester
Course: ESL 114



	Fa 2007	Sp 2008	Fa 2008	Sp 2009	Fa 2009	Sp 2010
African American						
Success	0%	0%	0%	0%	0%	0%
Non-Success	0%	0%	0%	0%	0%	0%
Withdrawal	0%	0%	100%	0%	0%	0%
Total Percent	0%	0%	100%	0%	0%	0%
Total Enrolled	0	0	2	0	0	0
Asian						
Success	100%	0%	58%	0%	0%	0%
Non-Success	0%	0%	0%	0%	0%	0%
Withdrawal	0%	0%	42%	0%	0%	0%
Total Percent	100%	0%	100%	0%	0%	0%
Total Enrolled	7	0	12	0	0	0
Filipino						
Success	0%	0%	0%	0%	0%	0%
Non-Success	0%	0%	0%	0%	0%	0%
Withdrawal	0%	0%	0%	0%	0%	0%
Total Percent	0%	0%	0%	0%	0%	0%
Total Enrolled	0	0	0	0	0	0
Latino						
Success	67%	0%	80%	0%	0%	0%
Non-Success	11%	0%	0%	0%	0%	0%
Withdrawal	22%	0%	20%	0%	0%	0%
Total Percent	100%	0%	100%	0%	0%	0%
Total Enrolled	9	0	5	0	0	0
Middle Eastern						
Success	0%	0%	0%	0%	0%	0%
Non-Success	0%	0%	0%	0%	0%	0%
Withdrawal	0%	0%	0%	0%	0%	0%

Total Percent	0%	0%	0%	0%	0%	0%
Total Enrolled	0	0	0	0	0	0
Native American						
Success	0%	0%	0%	0%	0%	0%
Non-Success	0%	0%	0%	0%	0%	0%
Withdrawal	0%	0%	0%	0%	0%	0%
Total Percent	0%	0%	0%	0%	0%	0%
Total Enrolled	0	0	0	0	0	0
Pacific Islander						
Success	0%	0%	0%	0%	0%	0%
Non-Success	0%	0%	0%	0%	0%	0%
Withdrawal	0%	0%	0%	0%	0%	0%
Total Percent	0%	0%	0%	0%	0%	0%
Total Enrolled	0	0	0	0	0	0
White						
Success	0%	0%	0%	0%	0%	0%
Non-Success	0%	0%	0%	0%	0%	0%
Withdrawal	0%	0%	0%	0%	0%	0%
Total Percent	0%	0%	0%	0%	0%	0%
Total Enrolled	0	0	0	0	0	0